

INFORMACE K DODÁVKÁM

1. Prašnice uvedené v následujících seznamech jsou běžně k dodání v krátkých termínech.
2. Jako speciální službu umíme upravit prašnice pro Vaše použití.
3. Naše značení udává i materiál, z kterého jsou prašnice vyrobeny. Pro objednávky 25 ks a více umíme uvedené prašnice vyrobit i z dalších dostupných materiálů. Dostupné materiály najdete v následující tabulce.
4. Uvedené prašnice jsou standardní skladové typy, pro návrh jiného typu, prosím, vyplňte technický formulář, který naleznete v tomto katalogu.
5. V první tabulce jsou prašnice seřazeny podle výrobních čísel.
6. V druhé tabulce jsou prašnice seřazeny podle menšího přípojovacího průměru.
7. V poslední tabulce jsou náčrty všech prašnic, seřazené podle menšího přípojovacího průměru.
8. K prašnicím jsme schopni dodat i hadicové spony.

ABOUT DELIVERIES

1. The bellows described in this catalog are normally available in short time.
2. As a special service, we will, on short notice, extend, shorten or change the mounting of bellows available from stock. Please inquire.
3. The letters in our article numbers specify the material in which the bellows are normally available. For orders of 25 units and more, these bellows can also be supplied in other materials (NR, CR, Si). For a list of materials you will find in next table.
4. Should you be unable to find the bellows you need - no problem. We will make it to your specifications, regardless of quantity. Inquiry form you can find in this catalogue.
5. In the next list all bellows are sorted according to article numbers (Art.No.).
6. In the first list the bellows are classified by smallest fitting diameter.
7. Ithan you will find drawings of the bellows, sorted according to smallest fitting diameter.
8. We will, of course, supply suitable hose clamps as well.

MATERIÁLY

Snažíme se být flexibilní jako naše prašnice. Většina prašnic se standardně vyrábí z nitrilové pryže (NBR). Nicméně, pro objednávky od 25 ks jsme schopni uvedené prašnice vyrobit z dalších uvedených materiálů.

Pro podrobnější odolnosti se podívejte do našeho katalogu odolností pryží.

MATERIALS

We are just as flexible as our bellows. Most of the bellows described in this catalog are normally made of nitrile rubber (NBR). However, starting with orders for as few as 25 units we will also make these bellows of NR, CR oder Si.

For deeper information please look in our rubber chemical resistance catalogue.

CHARAKTERISTIKA ELASTOMERŮ

CHARACTERISTICS OF ELASTOMERS

	Nitrilový kaučuk Nitril rubber	Přírodní kaučuk Natural rubber	Chloroprénový kaučuk Chloroprene rubber	Ethyl-polypropydién kaučuk Ethylene polypropylene Diene Rubber	Silikonový kaučuk Silicone rubber
Mezinárodní zkratka International abbreviation	NBR	NR	CR	EPDM	Si, MVQ
Obchodní název Trade name	Perbunan	SMR	Chloroprén, neoprén Chloroprene, neoprene	BunaEP Buna EP, Keltan	Silikon Silicone
Mechanické vlastnosti při běžných teplotách Mechanical characteristics at room temperature					
Pevnost v tahu Tensile strength	2	1	2	3	3
Maximální protažení Elongation at break	2	1	2	3	2
Odolnost proti stlačení Rebound resilience	3	1	3	2	2
Odolnost proti roztržení Tear resistance	3	1	2	3	3
Otěruodolnost Abrasion resistance	1	3	3	3	4
Komprese při stálém namáhání Compression set after constant strain					
ve vysokých teplotách at high temperatures	3	4	3	2	1
v nízkých teplotách at low temperatures	3	2	3	3	1
Teplotné rozpětí Thermal properties					
Minimální teplota Minimum temperature	-30	-55	-35	-50	-65
Maximální teplota Maximum temperature	+100	+80	+100**	+130**	+200
Chemické odolnosti Resistance against					
Benzin Gasoline	2	5	4	5	4
Minerální oleje (do 100 °C) Mineral oil (upto 100 °C)	1	5	3	5	3
Kyseliny (25% kyselina sírová při 50 °C) Acids (25% sulphuric acid at 50 °C)	3	4	2	1	3
Zásady (50% roztok louhu sodného při 50 °C) Lyes (50% lye caustic soda at 50 °C)	4	3	2	1	5
Voda (do 100 °C) Water (upto 100 °C)	3	4	3	1	2
Vlivy počasí a ozón Weathering and ozone	4	3	1	1	1
Vzduchotěsnost Air impermeability	2	3	3	3	5
Odolnost proti stárnutí Ageing	2	2	2	1	1

* Speciální směsi až do +220 °C / Special compounds upto +220 °C

** Speciální směsi až do +190 °C / Special compounds upto +190 °C

1 velmi dobré very good
 2 dobré good
 3 vyhovující satisfactory
 4 nevhovující not satisfactory
 5 nepoužitelné insufficient

POPTÁVKOVÝ FORMULÁŘ

INQUIRY FORM

1. Aplikace / Application

Aplikace, ve které je prašnice použita / Application of the bellows: _____

Požadavek / Lot size: _____ ks / units

Využití venku / Outdoor Využití uvnitř / Indoor

Orientace prašnice / Cover Orientation: Horizontální / Horizontal Vertikální / Vertical

Rozsah pracovních teplot / Temperature range: - _____ °C / + _____ °C

Pracovních cyklů/min / Work cycles/min: _____ Otáček/min / R.P.M. : _____

Pracovních hodin denně / Working hours per day: _____

Průměr vřetena / Spindle dia: _____ mm

Rozteč / Pitch: _____ mm

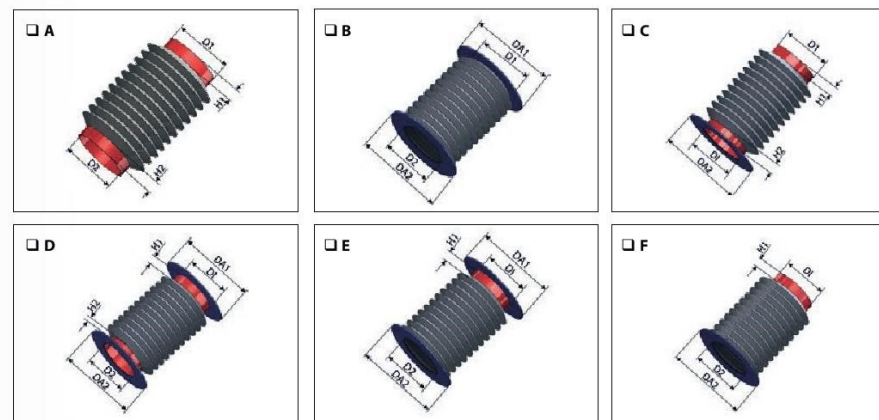
Tvar prašnice / Cover Shape Requested:

Kruhová / Round Oválná / Oval Obdélníková / Rectangular Kónická / Tapered Zákaznický tvar / Custom Shape



2. Připojovací upevnění / Type of end dimensions

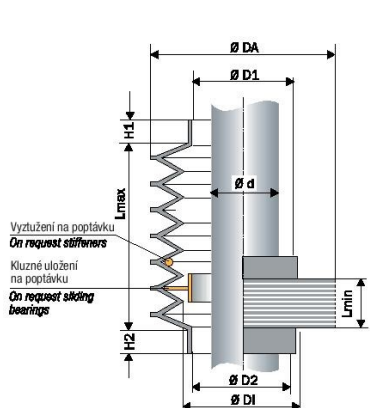
Prosím specifikujte typ připojení / Please specify the desired type of bellows.



3. Rozměry / Dimensions

Prosím specifikujte rozměry požadované prašnice, dle obrázku zvoleného připojení a následujícího obrázku.

Please specify dimensions for both ends of the desired type. For rectangular shapes, please specify height and width dimension(s).



Kruhový Round	Obdélníkový, oválný, kónický Rectangular, oval, tapered
d _____ mm	d _____ mm
Lmin _____ mm	Lmin _____ mm
Lmax _____ mm	Lmax _____ mm
D1 _____ mm	D1 _____ mm
D2 _____ mm	D2 _____ mm
DI _____ mm	DI _____ mm
DA _____ mm	DA _____ mm
H1 _____ mm	H1 _____ mm
H2 _____ mm	H2 _____ mm
Rozměry připojení / Flange:	Rozměry připojení / Flange:
DA1 _____ mm	DA1 _____ mm
DA2 _____ mm	DA2 _____ mm

4. Pracovní podmínky / Environmental Conditions

S jakými látkami přijde prašnice do kontaktu?
What media will the bellows be exposed to?

Speciální požadavky na prostředí
Environment

	Vnitřní / Inside	Venkovní / Outside
Prach / Dust	<input type="checkbox"/>	<input type="checkbox"/>
Voda / Water	<input type="checkbox"/>	<input type="checkbox"/>
Olej, tuk / Oil, Grease	<input type="checkbox"/>	<input type="checkbox"/>
Kyselina / Acid	<input type="checkbox"/>	<input type="checkbox"/>
Zásada / Leaches	<input type="checkbox"/>	<input type="checkbox"/>
Svařovací rozstřík / Weld Splatter (°C): _____		
Tlak / Pressure	<input type="checkbox"/>	<input type="checkbox"/>
Prosím specifikujte / Please specify _____ bar		
Vakuum / Vacuum	<input type="checkbox"/>	<input type="checkbox"/>

- Pro potraviny / FDA
- Antistatický / Electrostatic Requirements
- Další / Others

5. Příslušenství / Accessories

- Zip / Zipper
- Vnitřní kroužky / Inside Wires
- Vnější kroužky / Outside Wires
- Vázací pásky / Tie Strips
- Podpůrné vodičí kroužky / Support Guides
- Vnější průchodky pro vodičí tyč / Outer Grommets for Support Rod
- Odvzdušňovací ventily / Breather Vents

SEZNAM DLE ČÍSLA

LIST BY ART. NO.

Art. No.	Mější připojovací průměr Smallest inside fitting diameter	Větší připojovací průměr Largest inside fitting diameter	Volná délka Production length	Min. délka Length min	Max. délka Length max	Náhled strana Page
F 1001 NBR	24	24	93	27	55	36
F 1002 NBR	41	41	118	0	0	63
F 1003 NBR	22	22	58	0	0	33
F 1004 NBR	27	27	104	0	0	40
F 1005 NBR	41	41	162	0	0	63
F 1006 NBR	22	27	102	32	110	33
F 1008 NBR	26	34	90	35	100	40
F 1010 R NBR	12	16	30	8	30	15
F 1010 R Si	12	16	30	8	30	15
F 1011 NBR	4	11	45	9	18	2
F 1012 NBR	22	30	180	65	180	33
F 1013 NBR	21	32	125	45	120	32
F 1014 NBR	39	39	200	80	240	57
F 1016 NBR	52	52	195	75	230	74
F 1017 NBR	23	95	190	60	250	35
F 1018 NBR	21	30	115	36	120	32
F 1020 NBR	35	43	180	52	220	51
F 1021 NBR	58	61	130	25	180	77
F 1022 NBR	7	17	32	10	23	4
F 1023 NBR	7	17	52	25	32	4
F 1025 NBR	48	66	66	15	65	69
F 1026 NBR	37	56	75	25	130	55
F 1027 NBR	60	60	130	30	170	78
F 1028 NBR	28	47	64	14	55	41
F 1029 R NBR	22	47	67	18	56	34
F 1030 NBR	48	84	100	42	90	69
F 1031 NBR	60	70	300	80	385	79
F 1032 NBR	9	24	25	0	7	6
F 1033 NBR	20	64	35	9	40	32
F 1035 NBR	4,5	7,5	16	3,5	8,5	2
F 1036 NBR	37	40	125	43	160	55
F 1037 NBR	11	11	21	10	12	12
F 1038 NBR	18	54	125	36	135	28
F 1039 NBR	12	56	70	25	60	16
F 1040 NBR	40	40	115	28	205	59
F 1041 NBR	6	17	57	27	50	3
F 1042 NBR	5	25	47,5	13	28	3
F 1043 NBR	27	42	80	15	70	41
F 1044 NBR	10	10	36	18	45	7
F 1044 Si	10	10	36	18	45	7
F 1045 NBR	4	11	70	20	55	2
F 1046 NBR	140	140	98	19	120	96

SEZNAM DLE OBJ. ČÍSEL

LIST BY ART. NO.

Art. No.	Mensí přípojovací průměr Smallest inside fitting diameter	Větší přípojovací průměr Largest inside fitting diameter	Volná délka Production length	Min. délka Length min	Max. délka Length max	Náhled strana Page
F 1047 NBR	5	16	57,5	26	57	3
F 1048 NBR	10	20	33,5	23	45	8
F 1048 Si	10	20	33,5	23	45	8
F 1049 NBR	72	90	120	0	0	86
F 1050 NBR	12	70	121	32	150	16
F 1051 NBR	16	28	116	48	120	23
F 1052 NBR	16	21	88	30	120	23
F 1053 NBR	21	32	40	17	30	32
F 1054 NBR	20	28	94	30	140	30
F 1054 NR	20	28	94	30	140	30
F 1055 NBR	50	63	116	50	240	72
F 1057 NBR	32	36	194	43	180	48
F 1058 NBR	32	38	183	40	210	48
F 1059 R NBR	27	27	155	38	220	40
F 1060 NBR	15	62	82	25	80	22
F 1061 NBR	72	75	50	13	80	86
F 1062 NBR	29	73	134	27	150	43
F 1063 NBR	17	17	99	25	100	25
F 1064 R NBR	40	45	90	20	130	60
F 1066 NBR	160	186	220	45	310	98
F 1067 NBR	210	210	200	45	350	98
F 1068 NBR	114	116	170	43	250	95
F 1069 NBR	260	280	265	80	600	99
F 1070 NBR	95	95	100	38	190	92
F 1071 NBR	90	90	88	31	190	91
F 1072 R NBR	34	34	130	38	165	50
F 1073 NBR	30	30	145	43	190	43
F 1074 NBR	100	100	105	33	200	92
F 1075 NBR	33	45	140	35	240	50
F 1076 NBR	54	54	210	70	400	74
F 1076 Si	54	54	210	70	400	74
F 1077 NBR	150	180	140	32	200	97
F 1078 NBR	44	55	110	22	125	65
F 1079 R NBR	155	165	180	75	340	97
F 1080 NBR	12	36	39	22	40	15
F 1082 NBR	145	150	115	32	140	97
F 1083 NBR	43	54	103	20	140	64
F 1084 NBR	7	12,5	26	10	30	4
F 1084 Si	7	12,5	26	10	30	4
F 1085 NBR	110	155	67	14	90	94
F 1087 NR	35	35	140	37	240	51
F 1088 NBR	67	75	80	23	150	83

SEZNAM DLE OBJ. ČÍSEL

LIST BY ART. NO.

Art. No.	Mensí přípojovací průměr Smallest inside fitting diameter	Větší přípojovací průměr Largest inside fitting diameter	Volná délka Production length	Min. délka Length min	Max. délka Length max	Náhled strana Page
F 1089 NBR	92	118	90	31	200	91
F 1090 NBR	90	90	80	12	95	91
F 1090 Si	90	90	80	12	95	91
F 1091 NBR	70	70	80	40	40	83
F 1092 NBR	3	7	23,5	7	22,5	1
F 1093 NBR	36	52	81	15	130	54
F 1094 NBR	85	88	110	44	280	91
F 1095 NBR	29	72	150	25	200	42
F 1096 NBR	73	73	36	7	45	86
F 1098 NBR	5	7	40	20	32	2
F 1099 NBR	32	54	36	8	70	49
F 1100 NBR	4,5	19	28	12	28	2
F 1101 NBR	6,5	28	44	15	35	4
F 1102 NBR	8	36	45	25	50	5
F 1103 NBR	30	45	120	34	210	45
F 1104 NBR	13	33	54	12	43	18
F 1104 Si	13	33	54	12	43	18
F 1105 CR	40	55	210	70	440	61
F 1107 NBR	26	52	102	30	150	40
F 1109 NBR	74	74	105	29	180	86
F 1110 NBR	140	176	105	17	120	96
F 1111 CR	98	98	100	18	140	92
F 1111 NBR	98	98	100	18	140	92
F 1112 NBR	50	50	172	68	185	71
F 1113 NBR	98	98	80	12	85	92
F 1114 NBR	30	30	165	77	260	43
F 1115 NBR	32	47	210	74	280	49
F 1117 NBR	4	18	32	12	27	2
F 1118 NBR	85	85	60	13	120	90
F 1119 NBR	32	32	83	28	95	47
F 1122 NBR	180	220	75	11	110	98
F 1123 NBR	48	48	280	140	450	69
F 1125 NBR	45	45	45	10	25	65
F 1126 NBR	49	49	320	140	510	70
F 1127 NBR	30	30	170	47	280	44
F 1128 R NBR	30	30	135	25	160	43
F 1129 NBR	6	17	48	25	50	3
F 1130 NBR	9	16	58	30	60	5
F 1132 NBR	47	65	112	24	160	68
F 1133 NBR	8	20	58	25	56	5
F 1134 NBR	20	41	83	14	60	31
F 1135 CR	40	40	170	33	205	60

SEZNAM DLE OBJ. ČÍSEL

LIST BY ART. NO.

Art. No.	Mensší přípojovací průměr Smallest inside fitting diameter	Větší přípojovací průměr Largest inside fitting diameter	Volná délka Production length	Min. délka Length min	Max. délka Length max	Náhled strana Page
F 1135 R NBR	40	40	170	33	205	60
F 1137 NBR	45	45	97	30	75	65
F 1138 NBR	4	10	60	12	50	1
F 1139 R NBR	16	22	148	48	150	23
F 1141 NBR	50	50	210	40	300	71
F 1143 NBR	8	27	49	15	39	5
F 1144 NBR	18	44	44	6	25	28
F 1146 NBR	28	70	56	5	45	41
F 1147 NBR	60	130	170	40	240	80
F 1148 NBR	70	70	100	20	160	83
F 1149 NBR	20	20	100	25	130	30
F 1149 Si	20	20	100	25	130	30
F 1150 NBR	20	32	215	65	250	31
F 1151 NBR	29	29	55	10	55	42
F 1152 R NBR	29	32	60	20	60	42
F 1154 NBR	23	50	35	0	0	35
F 1155 NBR	14	25	93	30	120	19
F 1157 NBR	40	48	115	27	180	61
F 1158 NBR	35	49	108	16	90	51
F 1159 NBR	64	84	95	20	150	81
F 1160 NBR	49	75	85	10	60	70
F 1162 NBR	11	25	88	25	75	12
F 1164 NBR	80	80	230	65	290	89
F 1169 NBR	71	71	38	4	14	86
F 1170 NBR	130	130	210	55	360	96
F 1171 NBR	20	42,5	33	0	0	31
F 1172 NBR	120	120	230	57	400	95
F 1173 NBR	49	49	102	30	55	69
F 1175 NBR	22	32	128	50	150	34
F 1176 NBR	38	69	135	39	210	56
F 1176 Si	38	69	135	39	210	56
F 1177 NBR	17	23	59	15	60	25
F 1179 NBR	75	75	210	75	340	87
F 1180 NBR	16	40	105	25	85	24
F 1181 NBR	137	137	310	80	550	96
F 1182 NBR	56	56	130	45	145	76
F 1185 NBR	9,5	9,5	36	7	20	7
F 1186 NBR	70	70	290	74	420	84
F 1187 NBR	5	10	50	12	45	3
F 1188 NBR	46	60	160	60	220	68
F 1189 NBR	18	71	86	20	95	29
F 1190 NBR	25	25	20	4	23	36

SEZNAM DLE OBJ. ČÍSEL

LIST BY ART. NO.

Art. No.	Mensší přípojovací průměr Smallest inside fitting diameter	Větší přípojovací průměr Largest inside fitting diameter	Volná délka Production length	Min. délka Length min	Max. délka Length max	Náhled strana Page
F 1191 NBR	52	52	78	15	85	73
F 1192 NBR	25	25	68	9	65	37
F 1193 NBR	10	10	86	37	50	7
F 1197 NBR	80	80	230	50	330	89
F 1201 R NBR	85	85	285	55	460	90
F 1202 NBR	45	45	123	33	145	65
F 1203 NBR	130	130	100	15	140	95
F 1204 NBR	127	127	185	40	220	95
F 1205 NBR	50	50	125	40	160	71
F 1206 NBR	33	35	200	55	300	49
F 1207 NBR	60	60	205	52	260	79
F 1208 Si	50	56	155	45	180	71
F 1209 NBR	35	35	164	47	210	51
F 1210 NBR	30	30	145	40	210	44
F 1211 NBR	70	70	205	52	260	84
F 1212 NBR	20	100	100	18	100	32
F 1214 NBR	38	38	46	13	60	55
F 1215 NBR	25	25	98	28	120	37
F 1216 NBR	110	110	225	60	280	94
F 1217 NBR	90	90	210	50	320	91
F 1218 NBR	100	100	200	40	250	93
F 1221 NBR	85	85	210	40	260	90
F 1222 NBR	65	65	200	40	300	82
F 1223 NBR	45	45	180	40	230	66
F 1224 NBR	80	80	210	50	250	88
F 1225 NBR	81	81	85	15	100	90
F 1229 NBR	45	45	210	55	270	66
F 1230 NBR	24,5	24,5	155	45	190	36
F 1231 NBR	39	52	137	40	150	58
F 1232 NBR	29	70	78	15	75	42
F 1233 NBR	40	40	200	55	280	60
F 1234 NBR	36	41	180	55	165	53
F 1235 NBR	15	15	95	25	90	21
F 1236 NBR	10	10	90	20	95	8
F 1237 NBR	95	95	220	60	310	92
F 1238 NBR	30	30	210	75	280	44
F 1239 NBR	64	82	125	35	130	81
F 1240 NBR	150	150	280	80	470	97
F 1241 NBR	17	37	140	25	170	26
F 1242 NBR	20	20	155	50	180	30
F 1244 NBR	62	62	150	56	200	80
F 1245 NBR	51	51	210	60	280	72

SEZNAM DLE OBJ. ČÍSEL

LIST BY ART. NO.

Art. No.	Mensší přípojovací průměr Smallest inside fitting diameter	Větší přípojovací průměr Largest inside fitting diameter	Volná délka Production length	Min. délka Length min	Max. délka Length max	Náhled strana Page
F 1246 NBR	45	60	210	50	240	67
F 1248 NBR	55	55	210	70	280	75
F 1249 NBR	35	35	230	84	354	52
F 1250 NBR	25	40	155	40	190	39
F 1251 NBR	10	10	40	20	50	7
F 1252 NBR	53,5	90	235	110	300	75
F 1502 NBR	5	11	52	17	87	3
F 1503 NBR	11	23	170	125	230	12
F 1504 NBR	11	25	75	23	85	12
F 1505 NBR	17	27	49	10	50	25
F 1507 NBR	16	30	160	47	175	24
F 1509 NBR	16	27	77	0	0	23
F 1511 NBR	20	32	90	0	0	31
F 1512 NBR	29	32	150	70	130	42
F 1513 NBR	25	43	87	17	80	38
F 1514 NBR	28	38	125	32	160	41
F 1515 NBR	30	40	190	63	270	45
F 1516 NBR	30	51	155	56	162	46
F 1517 NBR	30	30	265	95	350	44
F 1518 NBR	35	48	200	57	325	51
F 1519 NBR	36	50	145	30	185	54
F 1520 NBR	35	55	100	35	200	52
F 1520 Si	35	55	100	35	200	52
F 1521 NBR	37	39	340	120	560	54
F 1522 NBR	45	70	192	72	500	67
F 1523 NBR	45	52	135	25	250	66
F 1525 NBR	50	50	110	30	220	70
F 1528 NBR	70	84	168	52	250	84
F 1529 NBR (oval)	40/136	40/136	160	25	210	100
F 1530 NBR	3	12	85	20	120	1
F 2001 EPDM (grau)	60	60	235	45	300	79
F 2001 NBR	60	60	235	45	300	79
F 2001 Si (rot)	60	60	235	45	300	79
F 2003 NBR	60	80	144	25	160	80
F 2005 Si-spez	60	78	30,5	12	17	79
F 2007 NBR	14	34	98	70	120	19
F 2008 NBR	80	108	130	30	125	89
F 2009 NBR	24	24	106	30	125	36
F 2010 NBR	35	80	250	70	213	52
F 2011 CR	12	25	85	25	100	15
F 2012 R NBR	78	88	76	34	119	87
F 2013 NR	32	42	41	0	0	48

SEZNAM DLE OBJ. ČÍSEL

LIST BY ART. NO.

Art. No.	Mensší přípojovací průměr Smallest inside fitting diameter	Větší přípojovací průměr Largest inside fitting diameter	Volná délka Production length	Min. délka Length min	Max. délka Length max	Náhled strana Page
F 2015 NBR	52	52	115	35	120	73
F 2016 Si spec.	106	106	10	0	0	93
F 2024 CR	25	25	136	30	135	37
F 2024 Si	25	25	136	30	135	37
F 2024 Si-transp	25	25	136	30	135	37
F 2025 CR	58	58	350	65	470	77
F 2029 NBR	32	55	270	80	460	49
F 2031 Si-spez	55	59	28	12	36	76
F 2033 NBR	3	4,3	18	7	18	1
F 2034 CR	80	88	25	7	20	89
F 2034 Si spec.	80	88	25	7	20	89
F 2045 NBR	13	14	102	30	120	19
F 2045 Si-sw	13	14	102	30	120	19
F 2045 Si-transp	13	14	102	30	120	19
F 2047 NBR	40	40	85	25	138	59
F 2048 NBR	25	30	72	31	140	37
F 2049 CR	66	81	59	41	77	83
F 2050 NBR	30	40	100	18	130	45
F 2051 NBR	3,5	5	9	4	8	1
F 2052 NBR	37	40	70	25	175	55
F 2053 NBR	59	59	435	100	600	78
F 2054 NBR	41	50	42	5	30	63
F 2055 NBR	28	37	200	105	195	41
F 2058 NBR	38	38	170	48	190	55
F 2061 NBR	36	53	80	25	130	54
F 2066 NBR	9	16	70	20	70	5
F 2066 Si	9	16	70	20	70	5
F 2067 NBR	74	74	75	18	100	86
F 2070 NBR	4	4	23	6	21	1
F 2071 NBR	31	42	66	20	100	47
F 2074 Si	17,5	27,5	36,5	11,5	32,5	27
F 2075 NBR	75	75	245	50	345	87
F 2077 NBR	40	60	142	22	165	62
F 2078 Si	55	68	42	18	55	75
F 2084 NBR	18	18	105	30	140	28
F 2085 EPDM	334	354	180	39	194	99
F 2086 CR	30	52	212	45	280	46
F 2087 CR	12	55	110	35	135	16
F 2088 CR	16	110	130	50	230	25
F 2089 CR	34	46	292	100	400	50
F 2093 NBR	40	73	126	23	103	52
F 2104 NBR	7	12,5	38	10	30	4

SEZNAM DLE OBJ. ČÍSEL

LIST BY ART. NO.

Art. No.	Mensí přípojovací průměr Smallest inside fitting diameter	Větší přípojovací průměr Largest inside fitting diameter	Volná délka Production length	Min. délka Length min	Max. délka Length max	Náhled strana Page
F 2093 NBR	40	73	126	23	103	62
F 2095 Si bílá/white	14	23	38,5	6	30	18
F 2104 NBR	7	12,5	38	10	30	4
F 2106 Si	22	40x70	75	50	150	100
F 2107 CR	10	56	169	40	109	10
F 2108 CR	12	23	70	15	80	16
F 2114 T	40	40	180	50	220	62
F 2116 R CR	48	48	240	40	290	69
F 2118 CR	14	14	175	40	175	19
F 2139 Si spec.	56	77	29	10	20	76
F 2171 CR	10	22	160	20	180	11
F 2196 CR	14	24	57	25	65	18
F 2210 CR	20,5	20,5	60	30	70	30
F 2224 EPDM	100	100	110	50	150	93
F 2231 CR	7	20	120	46	127	4
F 2237 NBR	24	50	97	30	100	35
F 3000 NBR	10	45	175	145	145	9
F 3001 NBR	22	39	195	75	200	34
F 3002 NBR	10	42	130	55	140	9
F 3003 NBR	10	70	130	55	135	10
F 3004 NBR	32	42	80	37	140	48
F 3005 NBR	22	40	110	50	150	34
F 3006 NBR	10	50	170	141	141	9
F 3007 NBR	10	50	195	167	167	10
F 3008 NBR	42	52	165	0	0	64
F 3009 NBR	38	43	130	60	160	56
F 3010 NBR	39	54	145	55	150	58
F 3012 NBR	39	45	165	0	0	58
F 3013 NBR	14	53	110	70	190	20
F 3014 NBR	10	35	84	35	105	8
F 3015 NBR	55	55	128	0	0	74
F 3016 NBR	25	37	110	40	115	38
F 3017 NBR	40	40	110	40	130	59
F 3018 NBR	10	40	175	70	210	8
F 3019 NBR	25	43	185	80	210	39
F 3020 NBR	11	55	138	65	160	12
F 3021 NBR	10	37	200	90	220	8
F 3023 NBR	25	41	120	55	160	38
F 3024 NBR	10	48	170	65	200	9
F 3026 NBR	15	50	185	100	190	21
F 3027 NBR	9	35	155	126,5	126,5	6
F 3028 NBR	39	40	130	50	170	57
F 3029 NBR	41	52	170	65	180	63

SEZNAM DLE OBJ. ČÍSEL

LIST BY ART. NO.

Art. No.	Mensí přípojovací průměr Smallest inside fitting diameter	Větší přípojovací průměr Largest inside fitting diameter	Volná délka Production length	Min. délka Length min	Max. délka Length max	Náhled strana Page
F 3030 NBR	12	47	190	100	200	15
F 3031 NBR	15	54	240	90	270	22
F 3032 NBR	34	40	150	65	190	50
F 3033 NBR	44	44	120	55	115	65
F 3034 NBR	40	40	110	50	130	59
F 3035 NBR	9,5	39	167	55	180	7
F 3036 NBR	14	40	210	70	200	20
F 3037 NBR	9	44	145	137	137	6
F 3038 NBR	9	35	155	140	140	6
F 3039 NBR	30	36	150	50	180	45
F 3040 NBR	13	29	85	40	110	18
F 3041 NBR	9,5	44	170	75	200	7
F 3043 NBR	8	36	180	70	180	5
F 3044 NBR	17	32	115	45	125	26
F 3045 NBR	16	32	137	50	150	24
F 3046 NBR	45	67	140	50	130	68
F 3047 NBR	45	45	180	65	220	66
F 3049 NBR	25	40	143	70	170	38
F 3050 NBR	17	54	200	100	230	26
F 3051 NBR	14	36	138	60	160	20
F 3053 NBR	40	54	145	55	150	61
F 3056 NBR	16	56	200	80	220	24
F 3057 NBR	53	66	120	0	0	74
F 3058 NBR	20	63	240	130	290	31
F 3059 NBR	65	65	158	50	189	82
F 3060 NBR	25	50	120	50	190	39
F 3061 NBR	14	60	210	70	220	20
F 3062 NBR	25	54	126	70	180	39
F 3063 NBR	40	50	196	100	220	61
F 3064 NBR	42	55	180	80	200	64
F 3065 T	10	55	214	198	198	10
F 3066 T	38	39	138	0	0	56
F 3067 T	15	48	208	80	210	21
F 3068 T	63	64	145	0	0	81
F 3069 T	12 (38)	61	210	95	230	14
F 3070 T	15	54	230	90	210	21
F 3071 T	49	49	140	50	140	70
F 3072 T	15	60	215	0	0	22
F 3073 T	21	52	210	120	215	33
F 3074 T	15	65	198	0	0	22
F 3075 T	11 (36)	61	240	120	240	14
F 3076 T	42	42	110	55	110	64

SEZNAM DLE OBJ. ČÍSEL

LIST BY ART. NO.

Art. No.	Mensší přípojovací průměr Smallest inside fitting diameter	Větší přípojovací průměr Largest inside fitting diameter	Volná délka Production length	Min. délka Length min	Max. délka Length max	Náhled strana Page
F 4001 NBR	80	85	160	50	130	88
F 4002 NBR	79	110	130	35	120	87
F 4003 NBR	70	70	300	120	500	85
F 4004 NBR	70	88	260	90	320	85
F 4005 NBR	67	67	90	20	40	83
F 4008 NBR	60	60	146	45	220	80
F 4009 NBR	59	151	150	60	160	78
F 4010 NBR	56	86	260	90	320	76
F 4012 NBR	50	50	330	100	635	72
F 4013 NBR	46	65	250	80	350	67
F 4015 NBR	38	38	80	30	70	57
F 4016 NBR	38	41	88	30	77	57
F 4017 NBR	36	36	111	30	86	54
F 4018 NBR	35	70	180	55	200	52
F 4019 NBR	35	70	250	70	330	53
F 4021 NBR	30	110	98	30	82	46
F 4022 NBR	23	65	120	40	130	35
F 4023 NBR	20	20	78	24	60	30
F 4024 NBR	18	29	50	10	28	27
F 4027 NBR	11	20	50	15	43	13
F 4029 NBR	10,5	22	80	20	90	11
F 4037 NBR	50	94	80	50	180	72
F 4038 NBR	45	45	82	35	56	67
F 4039 NBR	40	71	380	120	520	58
F 4040 NBR	35	113/106	100	35	90	53
F 4041 NBR	25	25	145	60	150	36
F 4043 NBR	22	36	98	30	76	32
F 4047 NBR	19	40	48	10	31	29
F 4048 NBR	18	40	62	20	35	27
F 4049 NBR	17	40	62	20	41	26
F 4051 NBR	11	43	125	55	150	13
F 4054 NBR	12	42	100	42	110	17
F 4056 NBR	105	105	130	30	110	93
F 4500 NBR	40	52	290	100	320	60

SEZNAM DLE PŘIPOJOVACÍCH
PRŮMĚRŮLIST BY CONNECTION
DIAMETERS

Art. No.	Mensší přípojovací průměr Smallest inside fitting diameter	Větší přípojovací průměr Largest inside fitting diameter	Volná délka Production length	Min. délka Length min	Max. délka Length max	Náhled strana Page
F 1092 NBR	3	7	23,5	7	22,5	1
F 1530 NBR	3	12	85	20	120	1
F 2033 NBR	3	4,3	18	7	18	1
F 2051 NBR	3,5	5	9	4	8	1
F 1011 NBR	4	11	45	9	18	2
F 1045 NBR	4	11	70	20	55	2
F 1117 NBR	4	18	32	12	27	2
F 1138 NBR	4	10	60	12	50	1
F 2070 NBR	4	4	23	6	21	1
F 1035 NBR	4,5	7,5	16	3,5	8,5	2
F 1100 NBR	4,5	19	28	12	28	2
F 1042 NBR	5	25	47,5	13	28	3
F 1047 NBR	5	16	57,5	26	57	3
F 1098 NBR	5	7	40	20	32	2
F 1187 NBR	5	10	50	12	45	3
F 1502 NBR	5	11	52	17	87	3
F 1041 NBR	6	17	57	27	50	3
F 1129 NBR	6	17	48	25	50	3
F 1101 NBR	6,5	28	44	15	35	4
F 1022 NBR	7	17	32	10	23	4
F 1023 NBR	7	17	52	25	32	4
F 1084 NBR	7	12,5	26	10	30	4
F 1084 Si	7	12,5	26	10	30	4
F 2104 NBR	7	12,5	38	10	30	4
F 2231 CR	7	20	120	46	127	4
F 1102 NBR	8	36	45	25	50	5
F 1133 NBR	8	20	58	25	56	5
F 1143 NBR	8	27	49	15	39	5
F 3043 NBR	8	36	180	70	180	5
F 1032 NBR	9	24	25	0	7	6
F 1130 NBR	9	16	58	30	60	5
F 2066 NBR	9	16	70	20	70	5
F 2066 Si	9	16	70	20	70	5
F 3027 NBR	9	35	155	126,5	126,5	6
F 3037 NBR	9	44	145	137	137	6
F 3038 NBR	9	35	155	140	140	6
F 1185 NBR	9,5	9,5	36	7	20	7
F 3035 NBR	9,5	39	167	55	180	7
F 3041 NBR	9,5	44	170	75	200	7
F 1044 NBR	10	10	36	18	45	7
F 1044 Si	10	10	36	18	45	7
F 1048 NBR	10	20	33,5	23	45	8
F 1048 Si	10	20	33,5	23	45	8

SEZNAM DLE PŘIPOJOVACÍCH
PRŮMĚRŮLIST BY CONNECTION
DIAMETERS

Art. No.	Menší přípojovací průměr Smallest inside fitting diameter	Větší přípojovací průměr Largest inside fitting diameter	Volná délka Production length	Min. délka Length min	Max. délka Length max	Náhled strana Page
F 1193 NBR	10	10	86	37	50	7
F 1236 NBR	10	10	90	20	95	8
F 1251 NBR	10	10	40	20	50	7
F 2107 CR	10	56	169	40	109	10
F 2171 CR	10	22	160	20	180	11
F 3000 NBR	10	45	175	145	145	9
F 3002 NBR	10	42	130	55	140	9
F 3003 NBR	10	70	130	55	135	10
F 3006 NBR	10	50	170	141	141	9
F 3007 NBR	10	50	195	167	167	10
F 3014 NBR	10	35	84	35	105	8
F 3018 NBR	10	40	175	70	210	8
F 3021 NBR	10	37	200	90	220	8
F 3024 NBR	10	48	170	65	200	9
F 3065 T	10	55	214	198	198	10
F 4029 NBR	10,5	22	80	20	90	11
F 1037 NBR	11	11	21	10	12	12
F 1162 NBR	11	25	88	25	75	12
F 1503 NBR	11	23	170	125	230	12
F 1504 NBR	11	25	75	23	85	12
F 3020 NBR	11	55	138	65	160	12
F 4027 NBR	11	20	50	15	43	13
F 4051 NBR	11	43	125	55	150	13
F 1010 NBR	12	16	30	8	30	15
F 1039 NBR	12	56	70	25	60	16
F 1050 NBR	12	70	121	32	150	16
F 1080 NBR	12	36	39	22	40	15
F 2011 CR	12	25	85	25	100	15
F 2087 CR	12	55	110	35	135	16
F 2108 CR	12	23	70	15	80	16
F 3030 NBR	12	47	190	100	200	15
F 4054 NBR	12	42	100	42	110	17
F 1104 NBR	13	33	54	12	43	18
F 1104 Si	13	33	54	12	43	18
F 2045 NBR	13	14	102	30	120	19
F 2045 Si-sw	13	14	102	30	120	19
F 2045 Si-transp	13	14	102	30	120	19
F 3040 NBR	13	29	85	40	110	18
F 1155 NBR	14	25	93	30	120	19
F 2007 NBR	14	34	98	70	120	19
F 2118 CR	14	14	175	40	175	19
F 2196 CR	14	24	57	25	65	18
F 3013 NBR	14	53	110	70	190	20

SEZNAM DLE PŘIPOJOVACÍCH
PRŮMĚRŮLIST BY CONNECTION
DIAMETERS

Art. No.	Menší přípojovací průměr Smallest inside fitting diameter	Větší přípojovací průměr Largest inside fitting diameter	Volná délka Production length	Min. délka Length min	Max. délka Length max	Náhled strana Page
F 3036 NBR	14	40	210	70	200	20
F 3051 NBR	14	36	138	60	160	20
F 3061 NBR	14	60	210	70	220	20
F 1060 NBR	15	62	82	25	80	22
F 1235 NBR	15	15	95	25	90	21
F 3026 NBR	15	50	185	100	190	21
F 3031 NBR	15	54	240	90	270	22
F 3067 T	15	48	208	80	210	21
F 3070 T	15	54	230	90	210	21
F 3072 T	15	60	215	0	0	22
F 3074 T	15	65	198	0	0	22
F 1051 NBR	16	28	116	48	120	23
F 1052 NBR	16	21	88	30	120	23
F 1139 NBR	16	22	148	48	150	23
F 1180 NBR	16	40	105	25	85	24
F 1507 NBR	16	30	160	47	175	24
F 1509 NBR	16	27	77	0	0	23
F 2088 CR	16	110	130	50	230	25
F 3045 NBR	16	32	137	50	150	24
F 3056 NBR	16	56	200	80	220	24
F 1063 NBR	17	17	99	25	100	25
F 1177 NBR	17	23	59	15	60	25
F 1241 NBR	17	37	140	25	170	26
F 1505 NBR	17	27	49	10	50	25
F 3044 NBR	17	32	115	45	125	26
F 3050 NBR	17	54	200	100	230	26
F 4049 NBR	17	40	62	20	41	26
F 2074 Si	17,5	27,5	36,5	11,5	32,5	27
F 1038 NBR	18	54	125	36	135	28
F 1144 NBR	18	44	44	6	25	28
F 1189 NBR	18	71	86	20	95	29
F 2084 NBR	18	18	105	30	140	28
F 4024 NBR	18	29	50	10	28	27
F 4048 NBR	18	40	62	20	35	27
F 4047 NBR	19	40	48	10	31	29
F 1033 NBR	20	64	35	9	40	32
F 1054 NBR	20	28	94	30	140	30
F 1054 NR	20	28	94	30	140	30
F 1134 NBR	20	41	83	14	60	31
F 1149 NBR	20	20	100	25	130	30
F 1149 Si	20	20	100	25	130	30
F 1150 NBR	20	32	215	65	250	31
F 1171 NBR	20	42,5	33	0	0	31

SEZNAM DLE PŘIPOJOVACÍCH
PRŮMĚRŮLIST BY CONNECTION
DIAMETERS

Art. No.	Měnsí připojovací průměr Smallest inside fitting diameter	Větší připojovací průměr Largest inside fitting diameter	Volná délka Production length	Min. délka Length min	Max. délka Length max	Náhled strana Page
F 1212 NBR	20	100	100	18	100	32
F 1242 NBR	20	20	155	50	180	30
F 1511 NBR	20	32	90	0	0	31
F 3058 NBR	20	63	240	130	290	31
F 4023 NBR	20	20	78	24	60	30
F 2210 CR	20,5	20,5	60	30	70	30
F 1013 NBR	21	32	125	45	120	32
F 1018 NBR	21	30	115	36	120	32
F 1053 NBR	21	32	40	17	30	32
F 3073 T	21	52	210	120	215	33
F 1003 NBR	22	22	58	0	0	33
F 1006 NBR	22	27	102	32	110	33
F 1012 NBR	22	30	180	65	180	33
F 1029 R NBR	22	47	67	18	56	34
F 1175 NBR	22	32	128	50	150	34
F 2106 Si	22	40x70	75	50	150	100
F 3001 NBR	22	39	195	75	200	34
F 3005 NBR	22	40	110	50	150	34
F 4043 NBR	22	36	98	30	76	32
F 1017 NBR	23	95	190	60	250	35
F 1154 NBR	23	50	35	0	0	35
F 4022 NBR	23	65	120	40	130	35
F 1001 NBR	24	24	93	27	55	36
F 2009 NBR	24	24	106	30	125	36
F 2237 NBR	24	50	97	30	100	35
F 1230 NBR	24,5	24,5	155	45	190	36
F 1190 NBR	25	25	20	4	23	36
F 1192 NBR	25	25	68	9	65	37
F 1215 NBR	25	25	98	28	120	37
F 1250 NBR	25	40	155	40	190	39
F 1513 NBR	25	43	87	17	80	38
F 2024 CR	25	25	136	30	135	37
F 2024 Si	25	25	136	30	135	37
F 2024 Si-transp	25	25	136	30	135	37
F 2048 NBR	25	30	72	31	140	37
F 3016 NBR	25	37	110	40	115	38
F 3019 NBR	25	43	185	80	210	39
F 3023 NBR	25	41	120	55	160	38
F 3049 NBR	25	40	143	70	170	38
F 3060 NBR	25	50	120	50	190	39
F 3062 NBR	25	54	126	70	180	39
F 4041 NBR	25	25	145	60	150	36

SEZNAM DLE PŘIPOJOVACÍCH
PRŮMĚRŮLIST BY CONNECTION
DIAMETERS

Art. No.	Měnsí připojovací průměr Smallest inside fitting diameter	Větší připojovací průměr Largest inside fitting diameter	Volná délka Production length	Min. délka Length min	Max. délka Length max	Náhled strana Page
F 1008 NBR	26	34	90	35	100	40
F 1107 NBR	26	52	102	30	150	40
F 1004 NBR	27	27	104	0	0	40
F 1043 NBR	27	42	80	15	70	41
F 1059 NBR	27	27	155	38	220	40
F 1028 NBR	28	47	64	14	55	41
F 1146 NBR	28	70	56	5	45	41
F 1514 NBR	28	38	125	32	160	41
F 2055 NBR	28	37	200	105	195	41
F 1062 NBR	29	73	134	27	150	43
F 1095 NBR	29	72	150	25	200	42
F 1151 NBR	29	29	55	10	55	42
F 1152 R NBR	29	32	60	20	60	42
F 1232 NBR	29	70	78	15	75	42
F 1512 NBR	29	32	150	70	130	42
F 1073 NBR	30	30	145	43	190	43
F 1103 NBR	30	45	120	34	210	45
F 1114 NBR	30	30	165	77	260	43
F 1127 NBR	30	30	170	47	280	44
F 1128 NBR	30	30	135	25	160	43
F 1210 NBR	30	30	145	40	210	44
F 1238 NBR	30	30	210	75	280	44
F 1515 NBR	30	40	190	63	270	45
F 1516 NBR	30	51	155	56	162	46
F 1517 NBR	30	30	265	95	350	44
F 2050 NBR	30	40	100	18	130	45
F 2086 CR	30	52	212	45	280	46
F 3039 NBR	30	36	150	50	180	45
F 4021 NBR	30	110	98	30	82	46
F 2071 NBR	31	42	66	20	100	47
F 1057 NBR	32	36	194	43	180	48
F 1058 NBR	32	38	183	40	210	48
F 1099 NBR	32	54	36	8	70	49
F 1115 NBR	32	47	210	74	280	49
F 1119 NBR	32	32	83	28	95	47
F 2013 NR	32	42	41	0	0	48
F 2029 NBR	32	55	270	80	460	49
F 3004 NBR	32	42	80	37	140	48
F 1075 NBR	33	45	140	35	240	50
F 1206 NBR	33	35	200	55	300	49
F 1072 NBR	34	34	130	38	165	50

SEZNAM DLE PŘIPOJOVACÍCH
PRŮMĚRŮLIST BY CONNECTION
DIAMETERS

Art. No.	Měnsí připojovací průměr Smallest inside fitting diameter	Větší připojovací průměr Largest inside fitting diameter	Volná délka Production length	Min. délka Length min	Max. délka Length max	Náhled strana Page
F 2089 CR	34	46	292	100	400	50
F 3032 NBR	34	40	150	65	190	50
F 1020 NBR	35	43	180	52	220	51
F 1087 NR	35	35	140	37	240	51
F 1158 NBR	35	49	108	16	90	51
F 1209 NBR	35	35	164	47	210	51
F 1249 NBR	35	35	230	84	354	52
F 1518 NBR	35	48	200	57	325	51
F 1520 NBR	35	55	100	35	200	52
F 1520 Si	35	55	100	35	200	52
F 2010 NBR	35	80	250	70	213	52
F 4018 NBR	35	70	180	55	200	52
F 4019 NBR	35	70	250	70	330	53
F 4040 NBR	35	113/106	100	35	90	53
F 1093 NBR	36	52	81	15	130	54
F 1234 NBR	36	41	180	55	165	53
F 1519 NBR	36	50	145	30	185	54
F 2061 NBR	36	53	80	25	130	54
F 4017 NBR	36	36	111	30	86	54
F 1026 NBR	37	56	75	25	130	55
F 1036 NBR	37	40	125	43	160	55
F 1521 NBR	37	39	340	120	560	54
F 2052 NBR	37	40	70	25	175	55
F 1176 NBR	38	69	135	39	210	56
F 1176 Si	38	69	135	39	210	56
F 1214 NBR	38	38	46	13	60	55
F 2058 NBR	38	38	170	48	190	55
F 3009 NBR	38	43	130	60	160	56
F 3066 T	38	39	138	0	0	56
F 4015 NBR	38	38	80	30	70	57
F 4016 NBR	38	41	88	30	77	57
F 1014 NBR	39	39	200	80	240	57
F 1231 NBR	39	52	137	40	150	58
F 3010 NBR	39	54	145	55	150	58
F 3012 NBR	39	45	165	0	0	58
F 3028 NBR	39	40	130	50	170	57
F 1040 NBR	40	40	115	28	205	59
F 1064 NBR	40	45	90	20	130	60
F 1105 CR	40	55	210	70	440	61
F 1135 CR	40	40	170	33	205	60
F 1135 NBR	40	40	170	33	205	60
F 1157 NBR	40	48	115	27	180	61
F 1233 NBR	40	40	200	55	280	60

SEZNAM DLE PŘIPOJOVACÍCH
PRŮMĚRŮLIST BY CONNECTION
DIAMETERS

Art. No.	Měnsí připojovací průměr Smallest inside fitting diameter	Větší připojovací průměr Largest inside fitting diameter	Volná délka Production length	Min. délka Length min	Max. délka Length max	Náhled strana Page
F 2077 NBR	40	60	142	22	165	62
F 2093 NBR	40	73	126	23	103	62
F 2114 T	40	40	180	50	220	62
F 3017 NBR	40	40	110	40	130	59
F 3034 NBR	40	40	110	50	130	59
F 3053 NBR	40	54	145	55	150	61
F 3063 NBR	40	50	196	100	220	61
F 4039 NBR	40	71	380	120	520	58
F 1002 NBR	41	41	118	0	0	63
F 1005 NBR	41	41	162	0	0	63
F 2054 NBR	41	50	42	5	30	63
F 3029 NBR	41	52	170	65	180	63
F 3008 NBR	42	52	165	0	0	64
F 3064 NBR	42	55	180	80	200	64
F 3076 T	42	42	110	55	110	64
F 1083 NBR	43	54	103	20	140	64
F 1078 NBR	44	55	110	22	125	65
F 3033 NBR	44	44	120	55	115	65
F 1125 NBR	45	45	45	10	25	65
F 1137 NBR	45	45	97	30	75	65
F 1202 NBR	45	45	123	33	145	65
F 1223 NBR	45	45	180	40	230	66
F 1229 NBR	45	45	210	55	270	66
F 1246 NBR	45	60	210	50	240	67
F 1522 NBR	45	70	192	72	500	67
F 1523 NBR	45	52	135	25	250	66
F 3046 NBR	45	67	140	50	130	68
F 3047 NBR	45	45	180	65	220	66
F 4038 NBR	45	45	82	35	56	67
F 1188 NBR	46	60	160	60	220	68
F 4013 NBR	46	65	250	80	350	67
F 1132 NBR	47	65	112	24	160	68
F 2302 NBR	48	48	123	33	145	68
F 1025 NBR	48	66	66	15	65	69
F 1030 NBR	48	84	100	42	90	69
F 1123 NBR	48	48	280	140	450	69
F 2116 R CR	48	48	240	40	290	69
F 1126 NBR	49	49	320	140	510	70
F 1160 NBR	49	75	85	10	60	70
F 1173 NBR	49	49	102	30	55	69
F 3071 T	49	49	140	50	140	70

SEZNAM DLE PŘIPOJOVACÍCH
PRŮMĚRŮLIST BY CONNECTION
DIAMETERS

Art. No.	Měnsí přípojovací průměr Smallest inside fitting diameter	Větší přípojovací průměr Largest inside fitting diameter	Volná délka Production length	Min. délka Length min	Max. délka Length max	Náhled strana Page
F 1055 NBR	50	63	116	50	240	72
F 1112 NBR	50	50	172	68	185	71
F 1141 NBR	50	50	210	40	300	71
F 1205 NBR	50	50	125	40	160	71
F 1208 Si	50	56	155	45	180	71
F 1525 NBR	50	50	110	30	220	70
F 4012 NBR	50	50	330	100	635	72
F 4037 NBR	50	94	80	50	180	72
F 1245 NBR	51	51	210	60	280	72
F 1016 NBR	52	52	195	75	230	74
F 1191 NBR	52	52	78	15	85	73
F 2015 NBR	52	52	115	35	120	73
F 3057 NBR	53	66	120	0	0	74
F 1252 NBR	53,5	90	235	110	300	75
F 1076 NBR	54	54	210	70	400	74
F 1076 Si	54	54	210	70	400	74
F 1248 NBR	55	55	210	70	280	75
F 2031 Si-spez	55	59	28	12	36	76
F 2078 Si	55	68	42	18	55	75
F 3015 NBR	55	55	128	0	0	74
F 1182 NBR	56	56	130	45	145	76
F 2139 Si spez.	56	77	29	10	20	76
F 4010 NBR	56	86	260	90	320	76
F 1021 NBR	58	61	130	25	180	77
F 2025 CR	58	58	350	65	470	77
F 2053 NBR	59	59	435	100	600	78
F 4009 NBR	59	151	150	60	160	78
F 1027 NBR	60	60	130	30	170	78
F 1031 NBR	60	70	300	80	385	79
F 1147 NBR	60	130	170	40	240	80
F 1207 NBR	60	60	205	52	260	79
F 2001 EPDM (grau)	60	60	235	45	300	79
F 2001 NBR	60	60	235	45	300	79
F 2001 Si (rot)	60	60	235	45	300	79
F 2003 NBR	60	80	144	25	160	80
F 2005 Si-spez	60	78	30,5	12	17	79
F 4008 NBR	60	60	146	45	220	80
F 1244 NBR	62	62	150	56	200	80
F 3068 T	63	64	145	0	0	81
F 1159 NBR	64	84	95	20	150	81
F 1239 NBR	64	82	125	35	130	81
F 1222 NBR	65	65	200	40	300	82
F 3059 NBR	65	65	158	50	189	82

SEZNAM DLE PŘIPOJOVACÍCH
PRŮMĚRŮLIST BY CONNECTION
DIAMETERS

Art. No.	Měnsí přípojovací průměr Smallest inside fitting diameter	Větší přípojovací průměr Largest inside fitting diameter	Volná délka Production length	Min. délka Length min	Max. délka Length max	Náhled strana Page
F 2049 CR	66	81	59	41	77	83
F 1088 NBR	67	75	80	23	150	83
F 4005 NBR	67	67	90	20	40	83
F 1091 NBR	70	70	80	40	40	83
F 1148 NBR	70	70	100	20	160	83
F 1186 NBR	70	70	290	74	420	84
F 1211 NBR	70	70	205	52	260	84
F 1528 NBR	70	84	168	52	250	84
F 4003 NBR	70	70	300	120	500	85
F 4004 NBR	70	88	260	90	320	85
F 1169 NBR	71	71	38	4	14	86
F 1049 NBR	72	90	120	0	0	86
F 1061 NBR	72	75	50	13	80	86
F 1096 NBR	73	73	36	7	45	86
F 1109 NBR	74	74	105	29	180	86
F 2067 NBR	74	74	75	18	100	86
F 1179 NBR	75	75	210	75	340	87
F 2075 NBR	75	75	245	50	345	87
F 2012 NBR	78	88	76	34	119	87
F 4002 NBR	79	110	130	35	120	87
F 1164 NBR	80	80	230	65	290	89
F 1197 NBR	80	80	230	50	330	89
F 1224 NBR	80	80	210	50	250	88
F 2008 NBR	80	108	130	30	125	89
F 2034 CR	80	88	25	7	20	89
F 2034 Si spez.	80	88	25	7	20	89
F 4001 NBR	80	85	160	50	130	88
F 1225 NBR	81	81	85	15	100	90
F 1094 NBR	85	88	110	44	280	91
F 1118 NBR	85	85	60	13	120	90
F 1201 R NBR	85	85	285	55	460	90
F 1221 NBR	85	85	210	40	260	90
F 1071 NBR	90	90	88	31	190	91
F 1090 NBR	90	90	80	12	95	91
F 1090 Si	90	90	80	12	95	91
F 1217 NBR	90	90	210	50	320	91
F 1089 NBR	92	118	90	31	200	91
F 1070 NBR	95	95	100	38	190	92
F 1237 NBR	95	95	220	60	310	92
F 1111 CR	98	98	100	18	140	92
F 1111 NBR	98	98	100	18	140	92
F 1113 NBR	98	98	80	12	85	92
F 1074 NBR	100	100	105	33	200	92

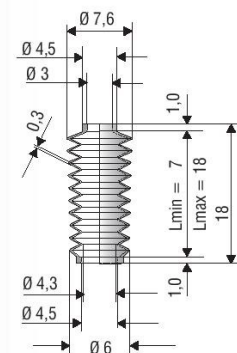
SEZNAM DLE PŘIPOJOVACÍCH
PRŮMĚRŮLIST BY CONNECTION
DIAMETERS

Art. No.	Menší přípojovací průměr Smallest inside fitting diameter	Větší přípojovací průměr Largest inside fitting diameter	Volná délka Production length	Min. délka Length min	Max. délka Length max	Náhled strana Page
F 1218 NBR	100	100	200	40	250	93
F 2224 EPDM	100	100	110	50	150	93
F 4056 NBR	105	105	130	30	110	93
F 2016 Si spec.	106	106	10	0	0	93
F 1085 NBR	110	155	67	14	90	94
F 1216 NBR	110	110	225	60	280	94
F 1068 NBR	114	116	170	43	250	95
F 1172 NBR	120	120	230	57	400	95
F 1204 NBR	127	127	185	40	220	95
F 1170 NBR	130	130	210	55	360	96
F 1203 NBR	130	130	100	15	140	95
F 1181 NBR	137	137	310	80	550	96
F 1046 NBR	140	140	98	19	120	96
F 1110 NBR	140	176	105	17	120	96
F 1082 NBR	145	150	115	32	140	97
F 1077 NBR	150	180	140	32	200	97
F 1240 NBR	150	150	280	80	470	97
F 1079 NBR	155	165	180	75	340	97
F 1066 NBR	160	186	220	45	310	98
F 1122 NBR	180	220	75	11	110	98
F 1067 NBR	210	210	200	45	350	98
F 1069 NBR	260	280	265	80	600	99
F 2085 EPDM	334	354	180	39	194	99
F 3075 T	11 (36)	61	240	120	240	14
F 3069 T	12 (38)	61	210	95	230	14
F 1529 NBR (oval)	40/136	40/136	160	25	210	100

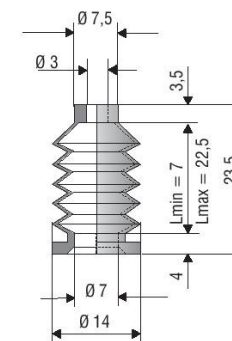
TECHNICKÉ
VÝKRESYTECHNICAL
DRAWING

Ø 3 - 4 mm

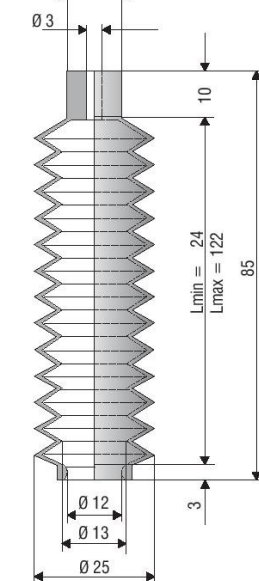
F 2033 NBR



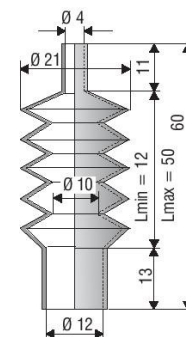
F 1092 NBR



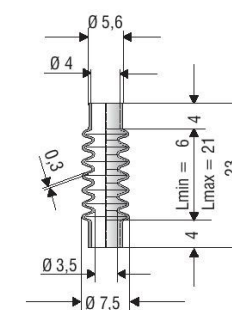
F 1530 NBR



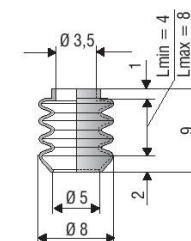
F 1138 NBR



F 2070 NBR



F 2051 NBR

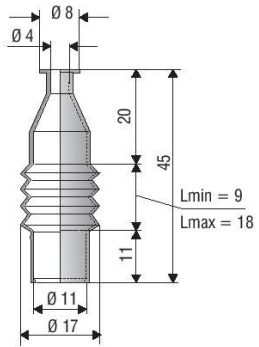


TECHNICKÉ VÝKRESY

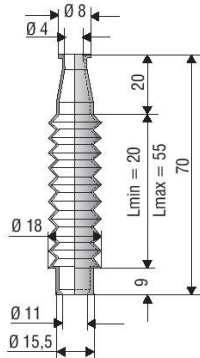
TECHNICAL DRAWING

Ø 4 - 5 mm

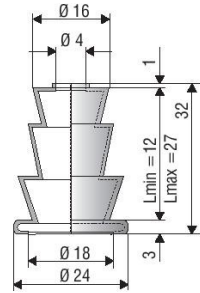
F 1011 NBR



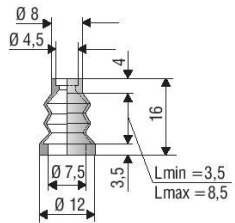
F 1045 NBR



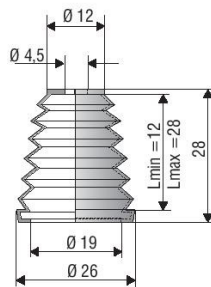
F 1117 NBR



F 1035 NBR

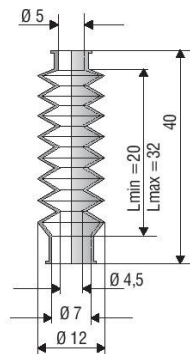


F 1100 NBR



F 1098 NBR

schwarz/black
grau/grey

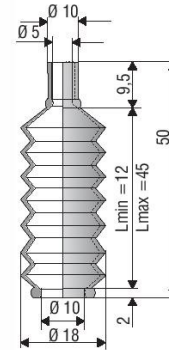


TECHNICKÉ VÝKRESY

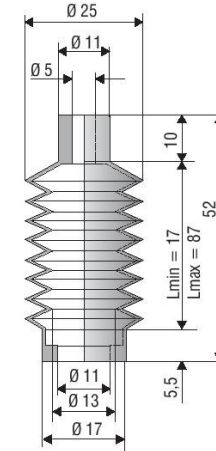
TECHNICAL DRAWING

Ø 5 - 6 mm

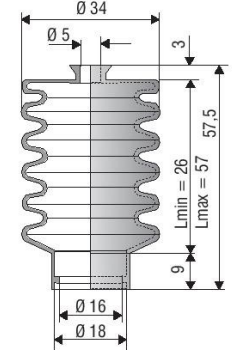
F 1187 NBR



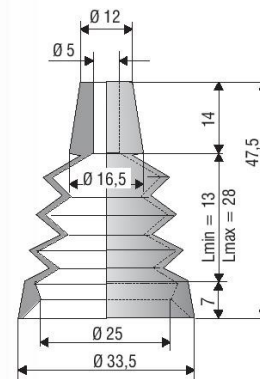
F 1502 NBR



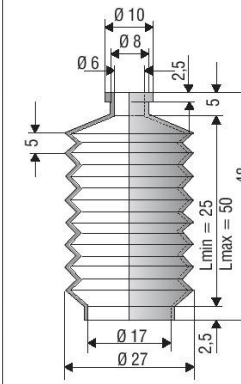
F 1047 NBR



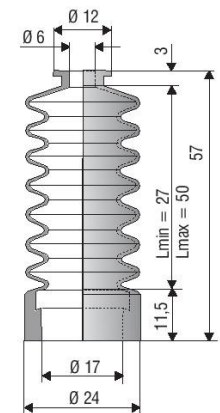
F 1042 NBR



F 1129 NBR



F 1041 NBR

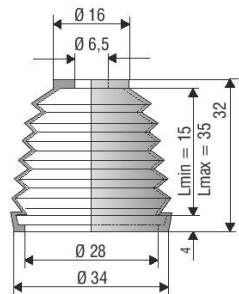


TECHNICKÉ VÝKRESY

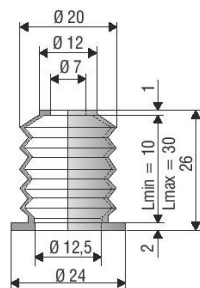
TECHNICAL DRAWING

Ø 6,5 - 8 mm

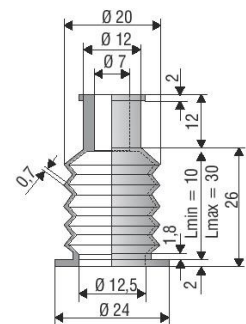
F 1101 NBR



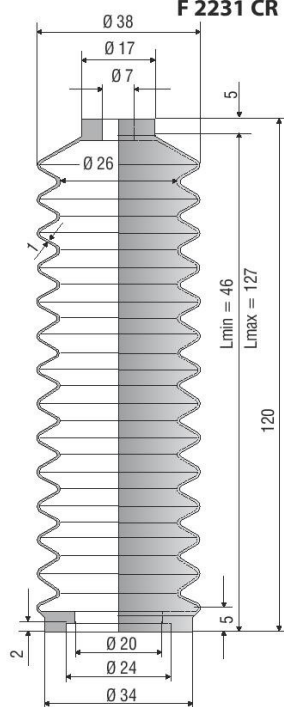
**F 1084 NBR
F 1084 Si**



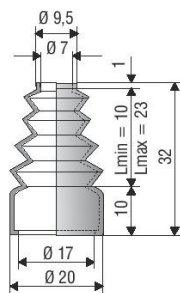
F 2104 NBR



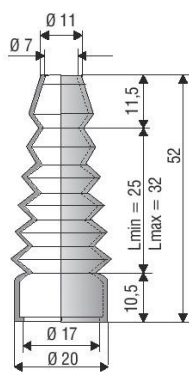
F 2231 CR



F 1022 NBR

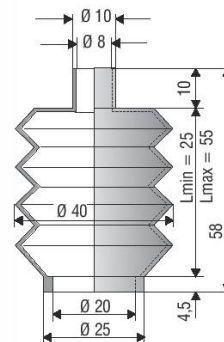


F 1023 NBR

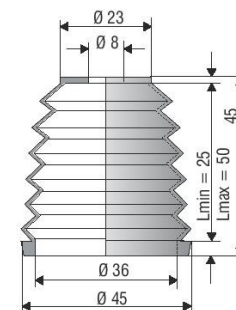


Ø 9 - 10 mm

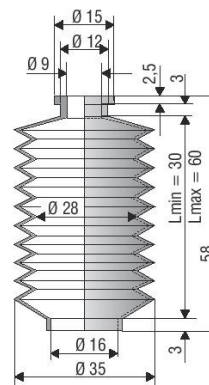
F 1133 NBR



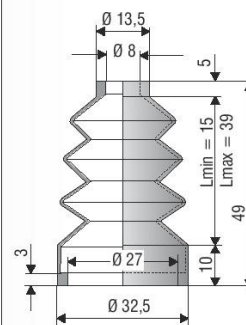
F 1102 NBR



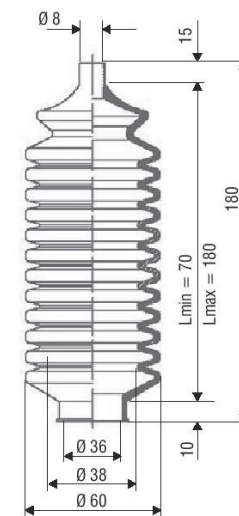
F 1130 NBR



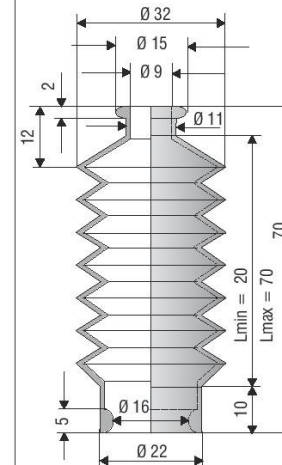
F 1143 NBR



F 3043 NBR



**F 2066 NBR
F 2066 Si**



TECHNICKÉ VÝKRESY

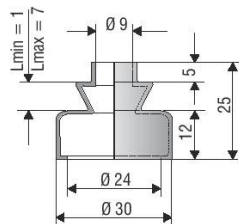
TECHNICAL DRAWING

TECHNICKÉ VÝKRESY

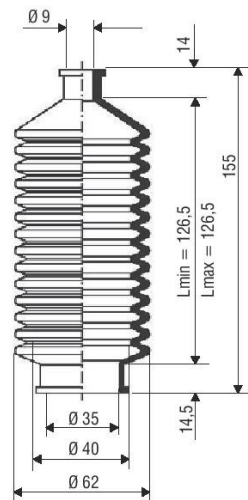
TECHNICAL DRAWING

Ø 9 mm

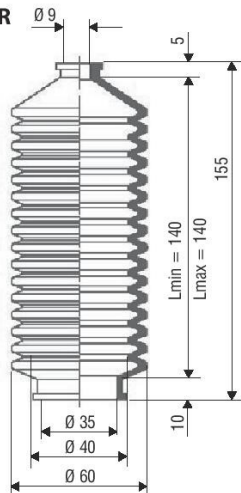
F 1032 NBR



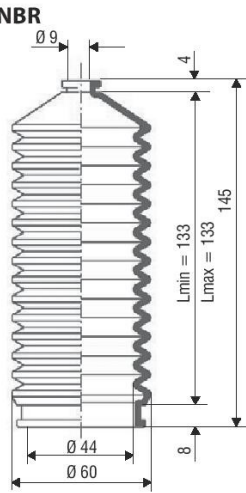
F 3027 NBR



F 3038 NBR



F 3037 NBR

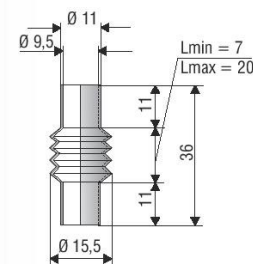


TECHNICKÉ VÝKRESY

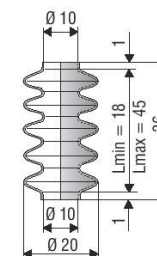
TECHNICAL DRAWING

Ø 9,5 - 10 mm

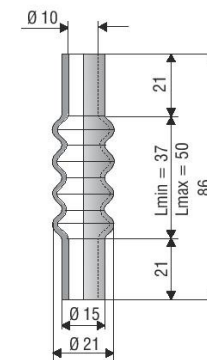
F 1185 NBR



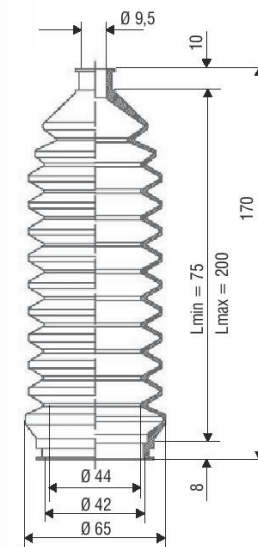
**F 1044 NBR
F 1044 Si**



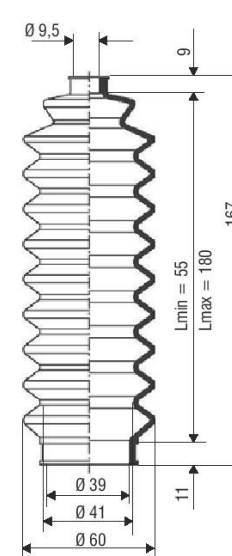
F 1193 NBR



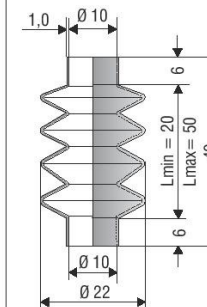
F 3041 NBR



F 3035 NBR



F 1251 NBR

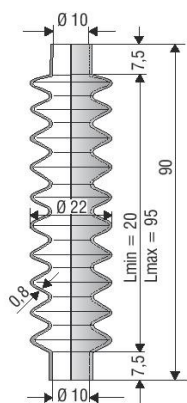


TECHNICKÉ VÝKRESY

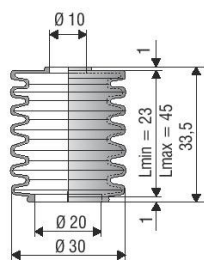
TECHNICAL DRAWING

Ø 10 mm

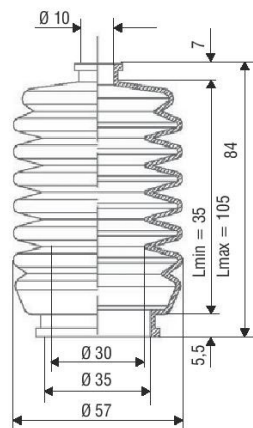
F 1236 NBR



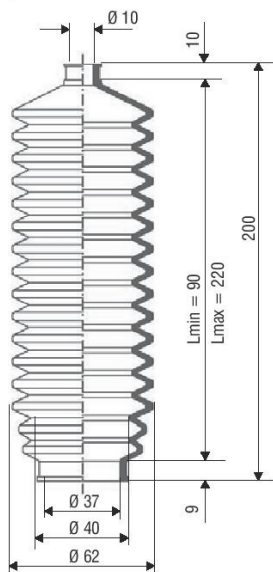
**F 1048 NBR
F 1048 Si**



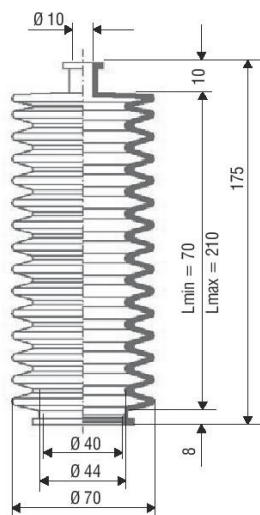
F 3014 NBR



F 3021 NBR



F 3018 NBR

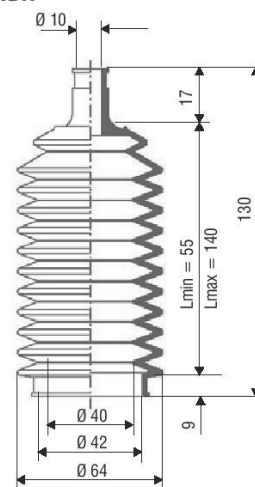


TECHNICKÉ VÝKRESY

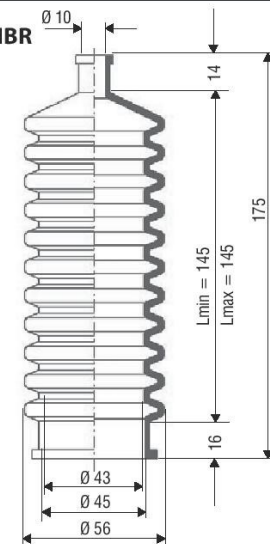
TECHNICAL DRAWING

Ø 10 mm

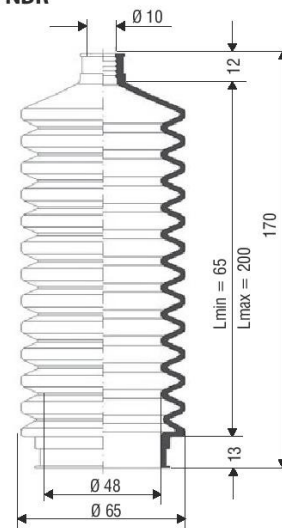
F 3002 NBR



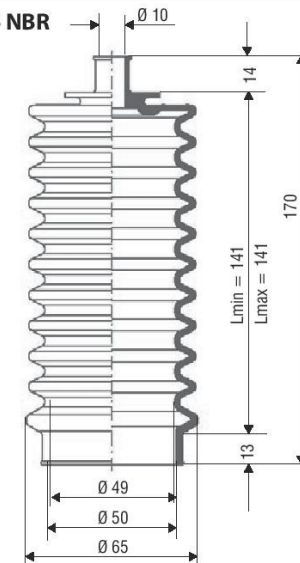
F 3000 NBR



F 3024 NBR



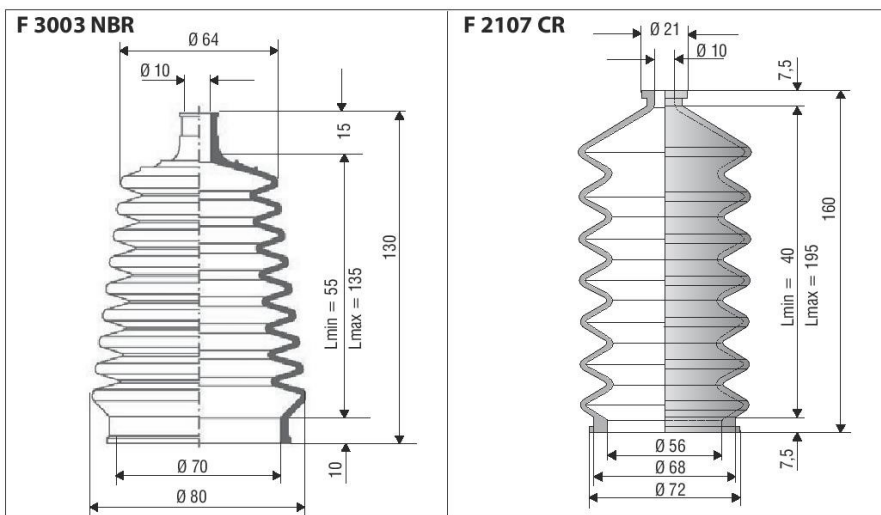
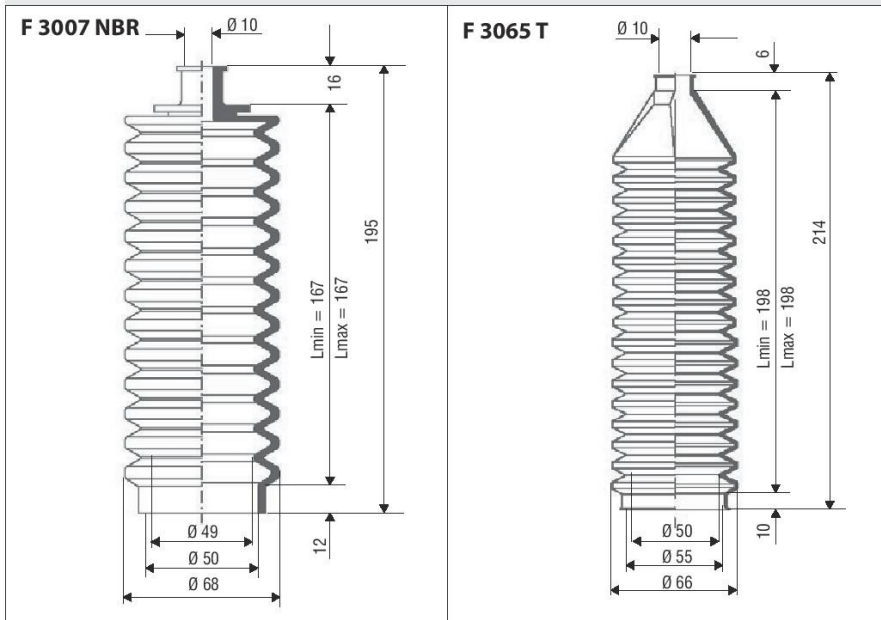
F 3006 NBR



TECHNICKÉ VÝKRESY

TECHNICAL DRAWING

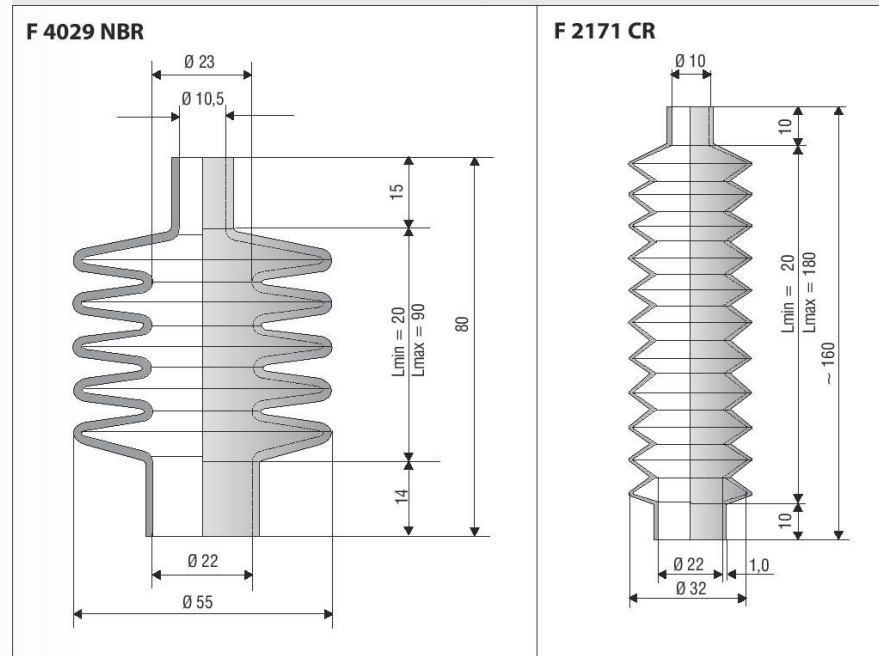
Ø 10 mm



TECHNICKÉ VÝKRESY

TECHNICAL DRAWING

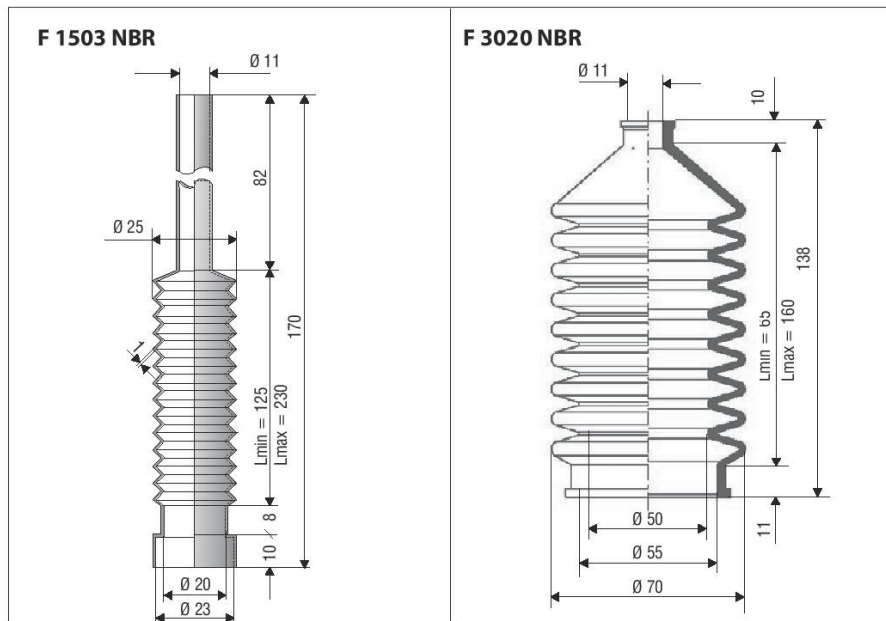
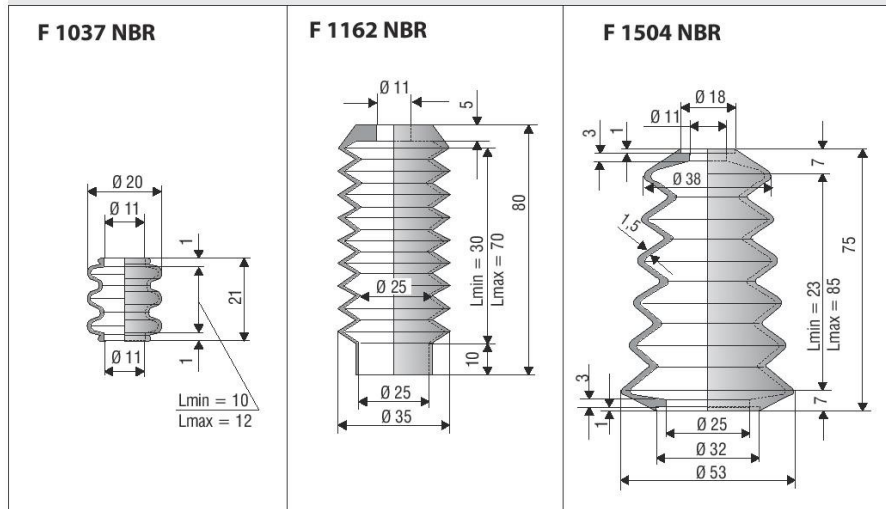
Ø 10 - 10,5 mm



TECHNICKÉ VÝKRESY

TECHNICAL DRAWING

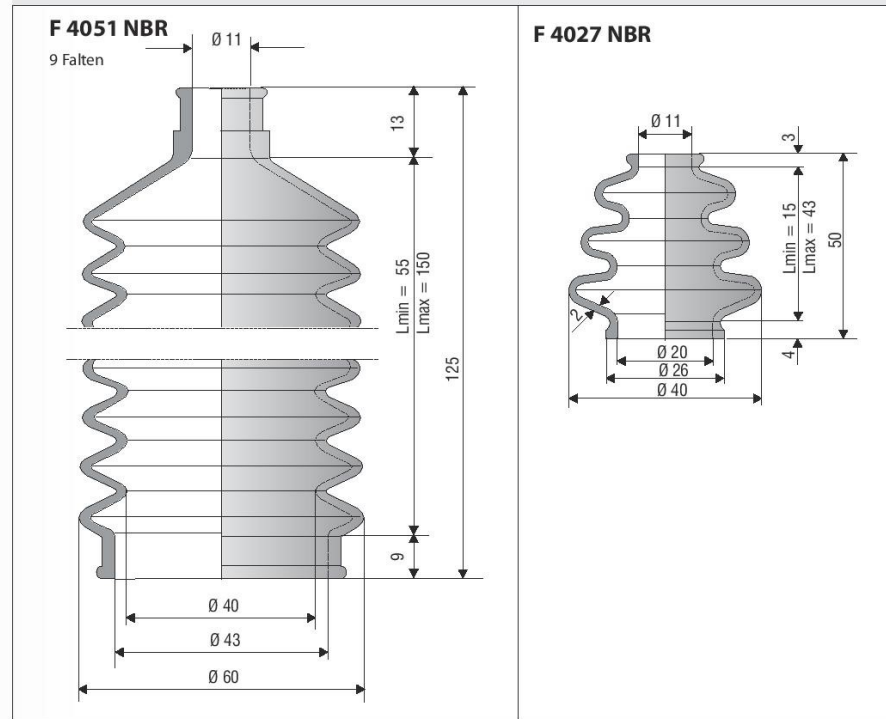
Ø 11 mm



TECHNICKÉ VÝKRESY

TECHNICAL DRAWING

Ø 11 mm



TECHNICKÉ VÝKRESY

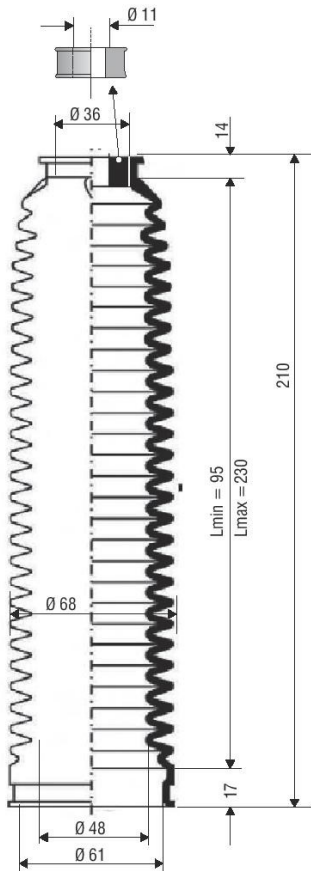
TECHNICAL DRAWING

Ø 11 - 12 mm

F 3075 T

Diese Faltenbälge werden mit einem Adapterstopfen geliefert, der eine Öffnung von Ø 11 mm hat. Nach Entfernen des Adapters beträgt der Innenanschluss Ø 36 mm.

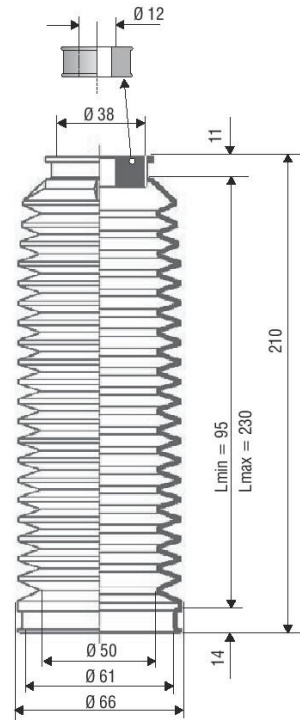
These bellows are supplied with a plug which has an opening of 11 mm. After removing the plug the fitting diameter will be 36 mm.



F 3069 T

Diese Faltenbälge werden mit einem Adapterstopfen geliefert, der eine Öffnung von Ø 12 mm hat. Nach Entfernen des Adapters beträgt der Innenanschluss Ø 38 mm.

These bellows are supplied with a plug which has an opening of 12 mm. After removing the plug the fitting diameter will be 38 mm.

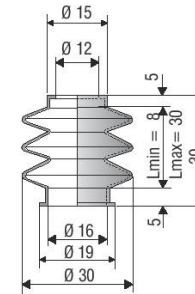


TECHNICKÉ VÝKRESY

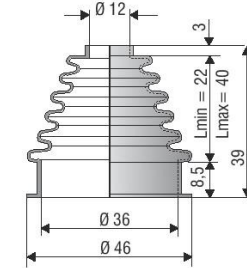
TECHNICAL DRAWING

Ø 12 mm

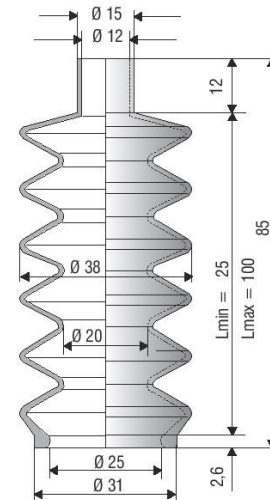
F 1010 R NBR F 1010 R Si



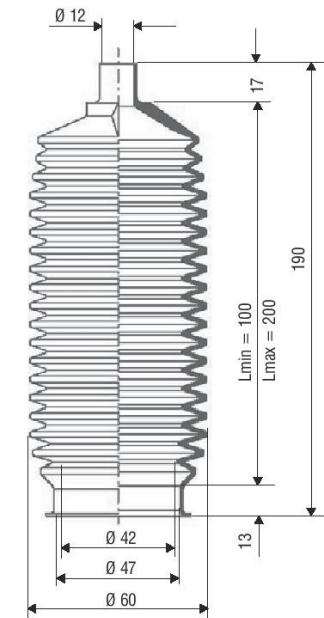
F 1080 NBR



F 2011 CR

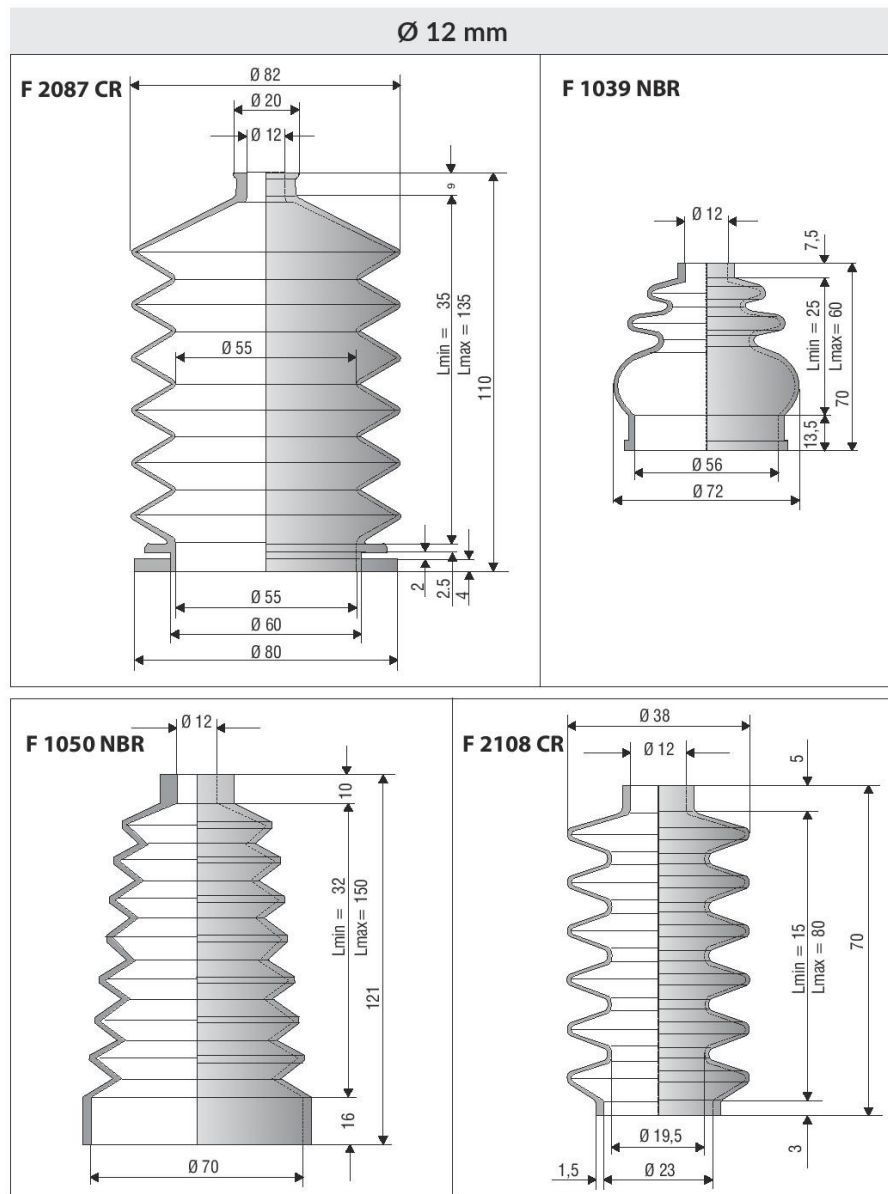


F 3030 NBR



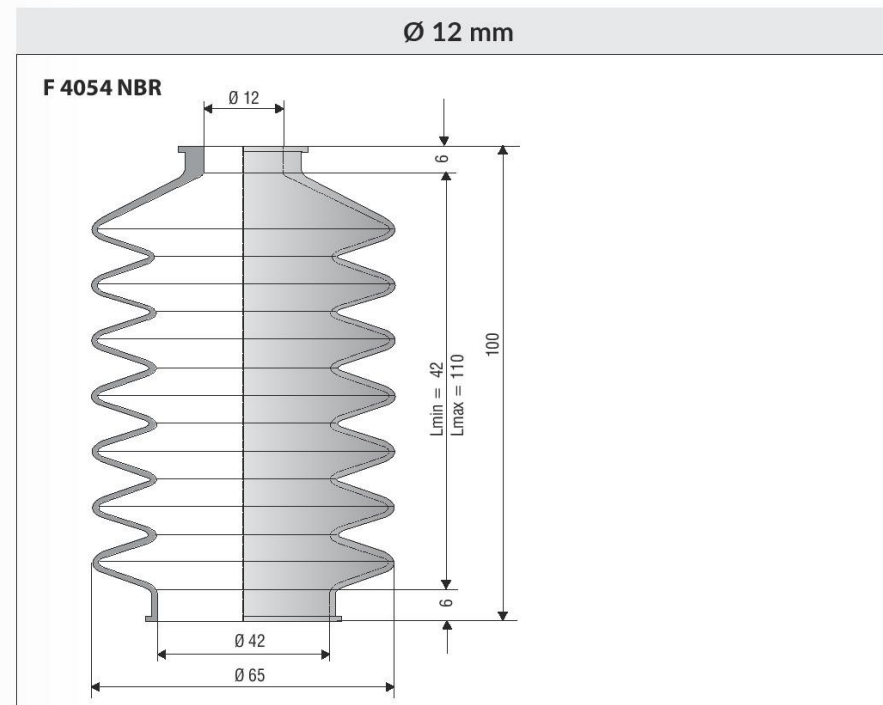
TECHNICKÉ VÝKRESY

TECHNICAL DRAWING



TECHNICKÉ VÝKRESY

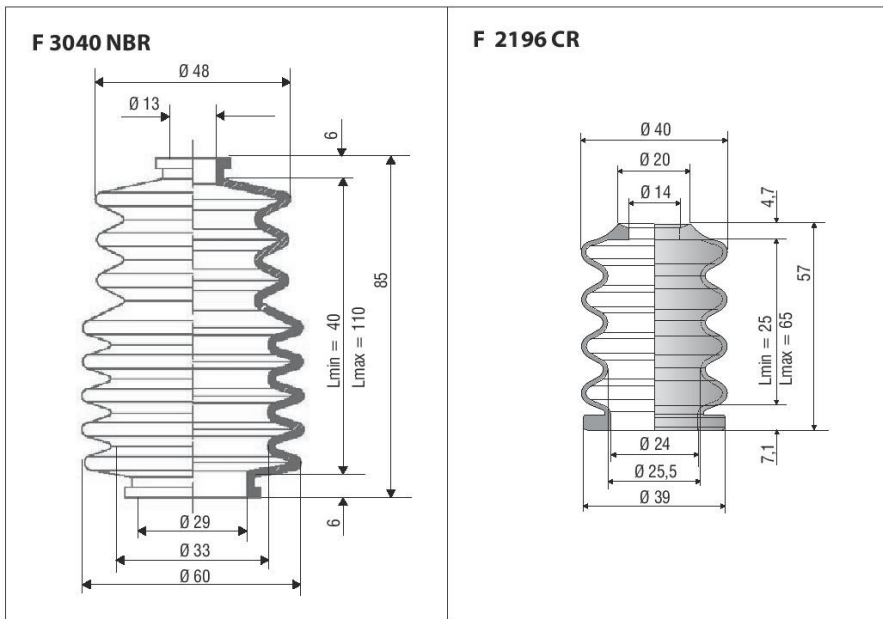
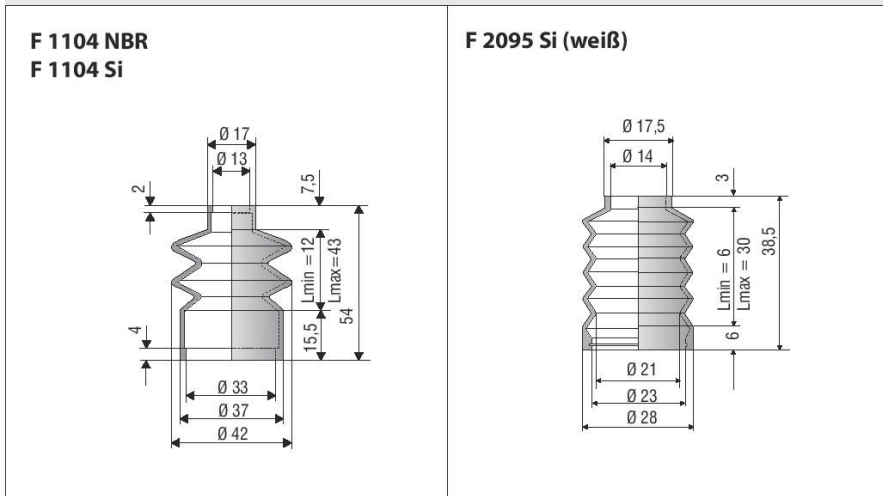
TECHNICAL DRAWING



TECHNICKÉ VÝKRESY

TECHNICAL DRAWING

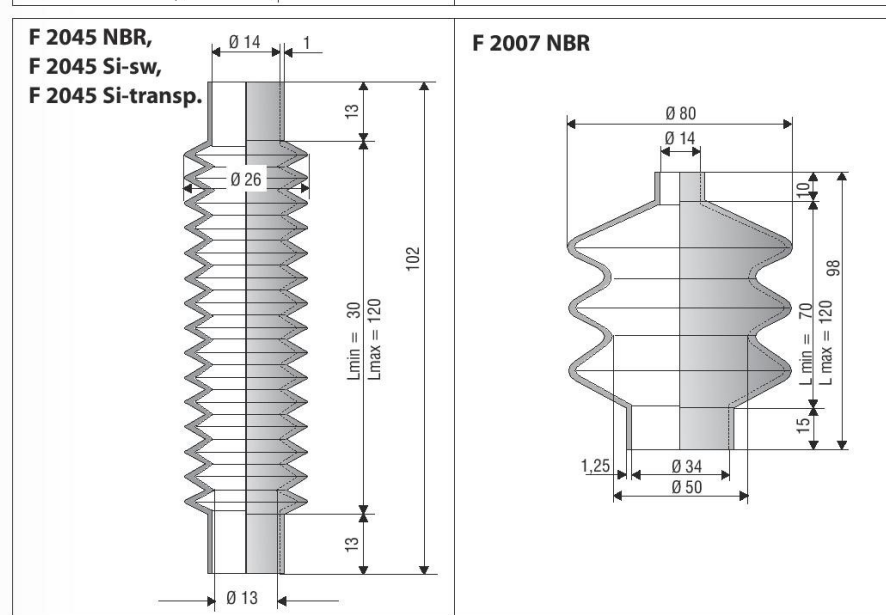
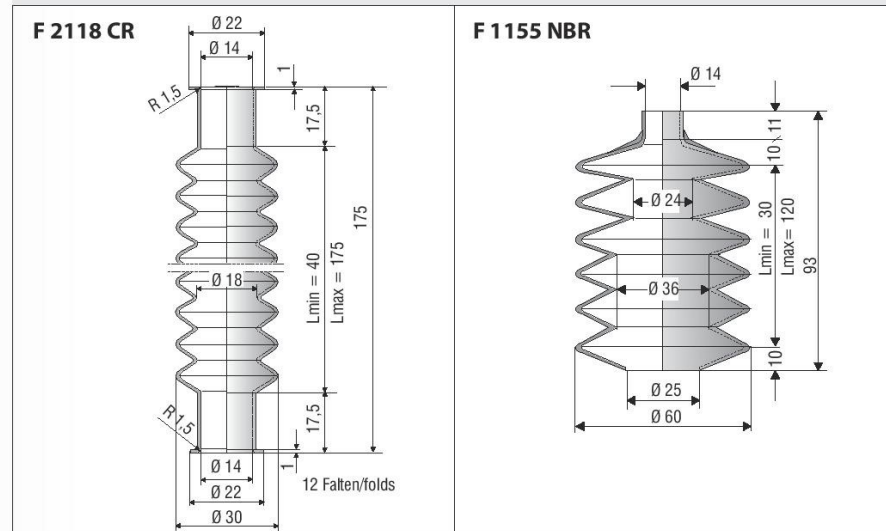
Ø 13 - 14 mm



TECHNICKÉ VÝKRESY

TECHNICAL DRAWING

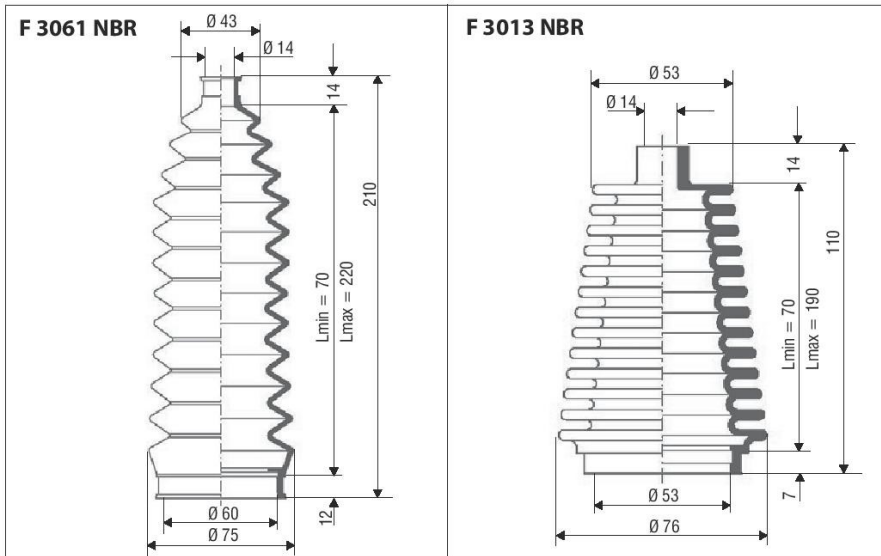
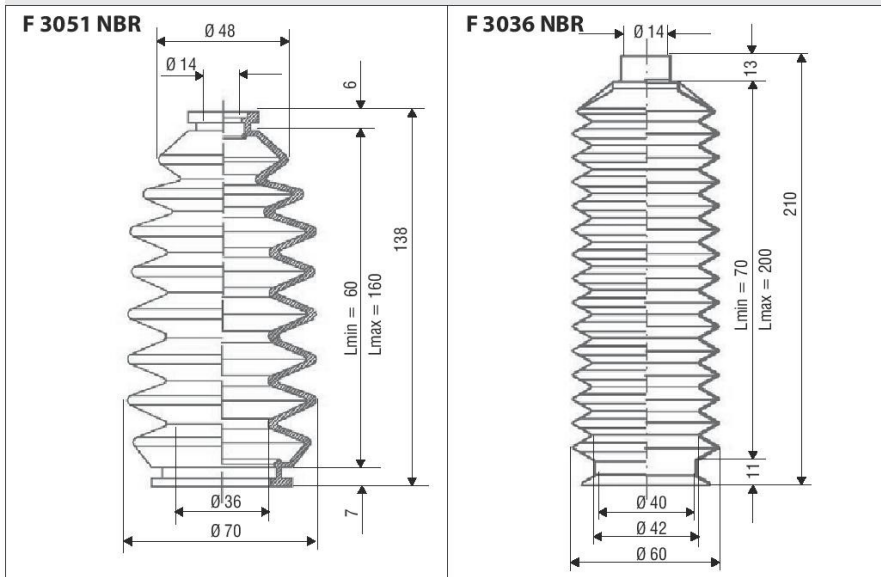
Ø 14 mm



TECHNICKÉ VÝKRESY

TECHNICAL DRAWING

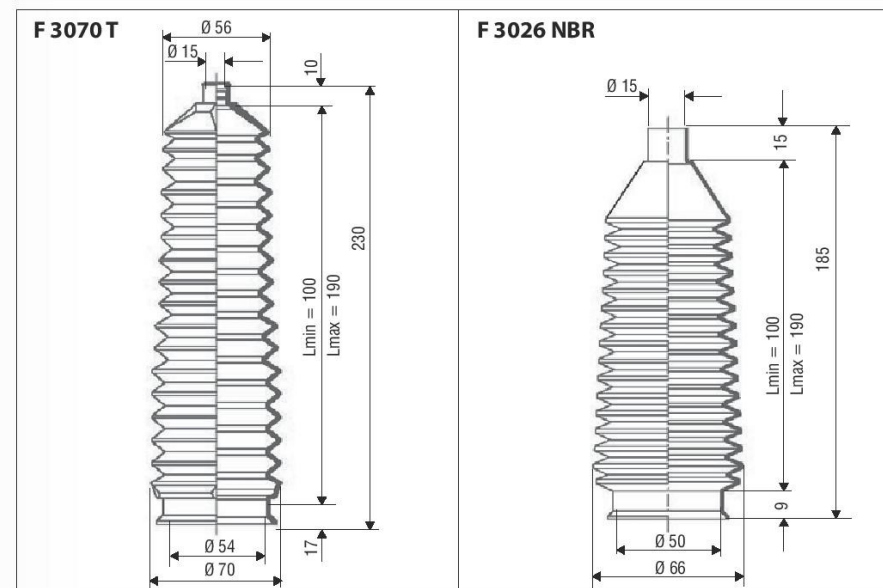
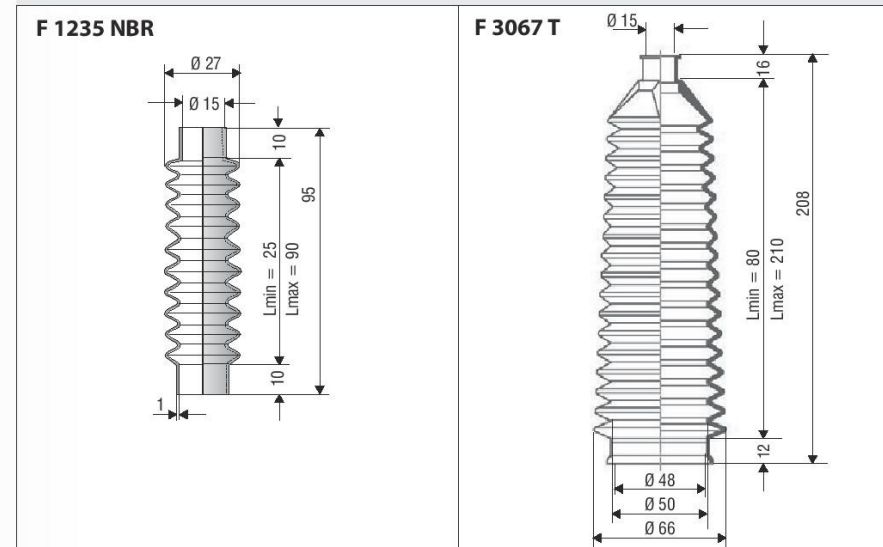
Ø 14 mm



TECHNICKÉ VÝKRESY

TECHNICAL DRAWING

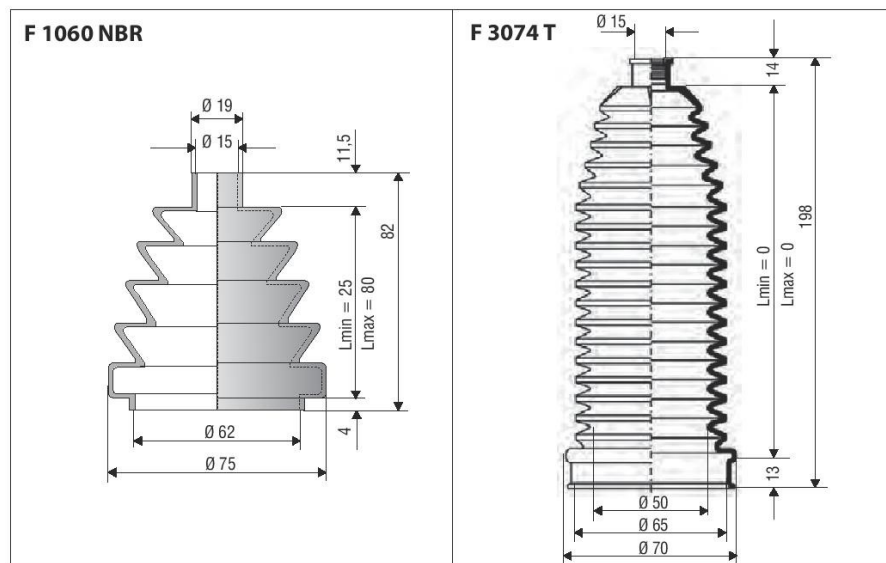
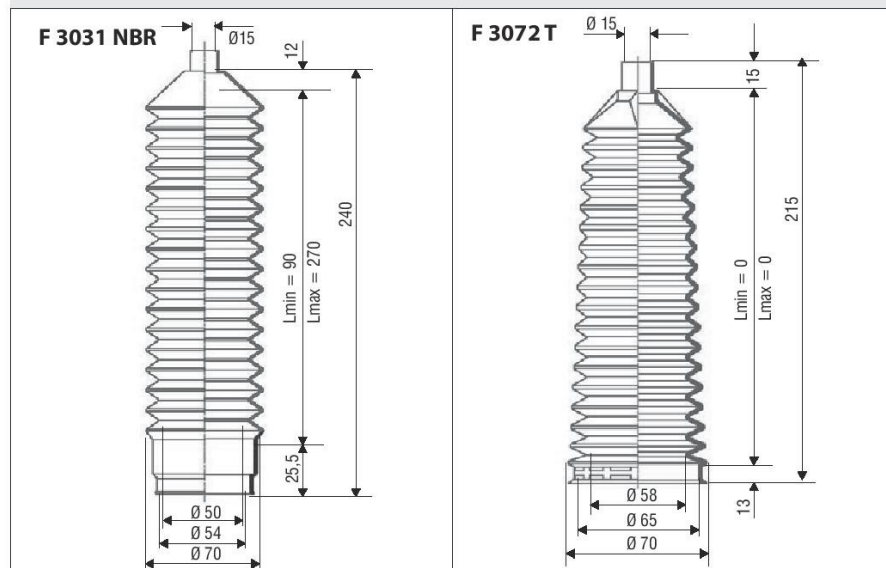
Ø 15 mm



TECHNICKÉ VÝKRESY

TECHNICAL DRAWING

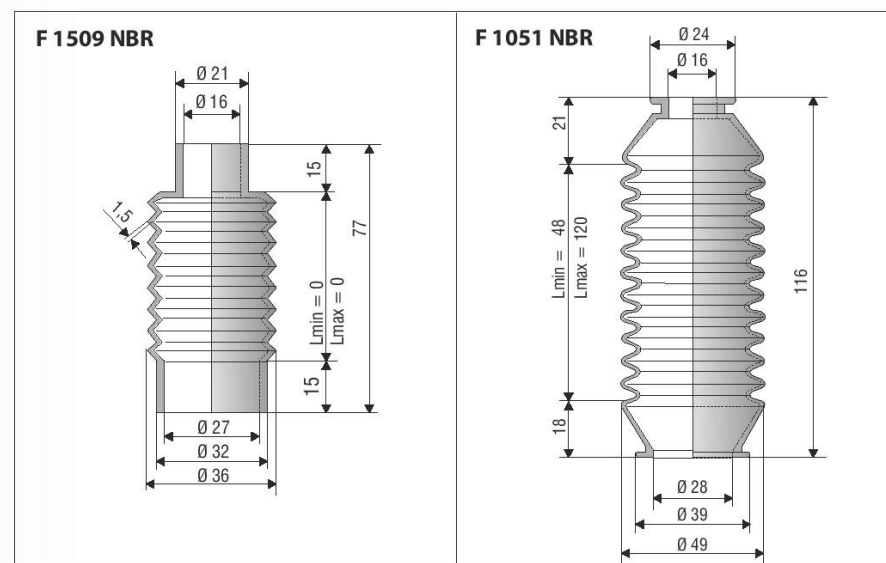
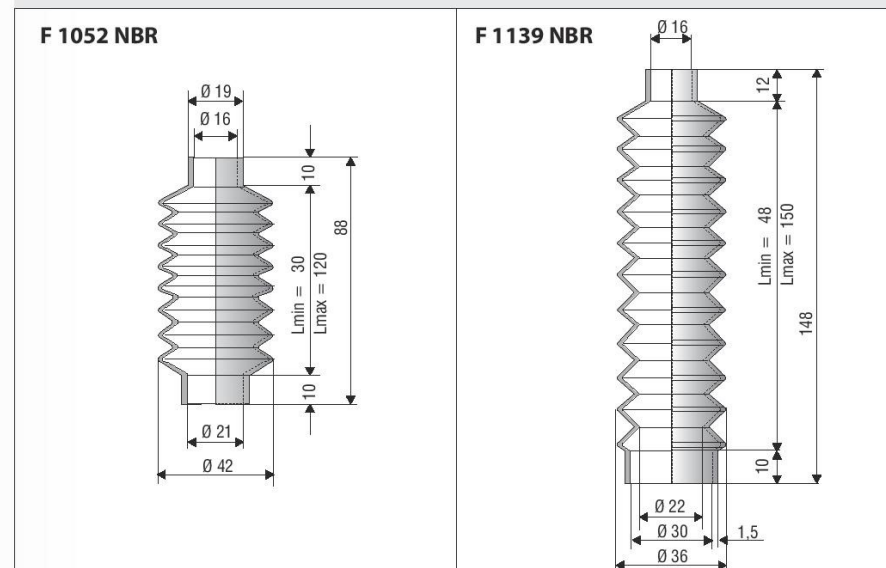
Ø 15 mm



TECHNICKÉ VÝKRESY

TECHNICAL DRAWING

Ø 16 mm

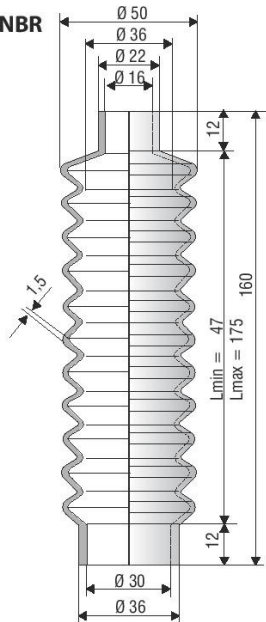


TECHNICKÉ VÝKRESY

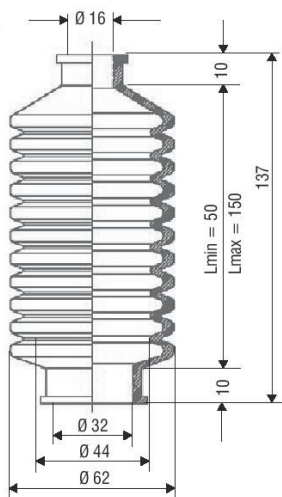
TECHNICAL DRAWING

Ø 16 mm

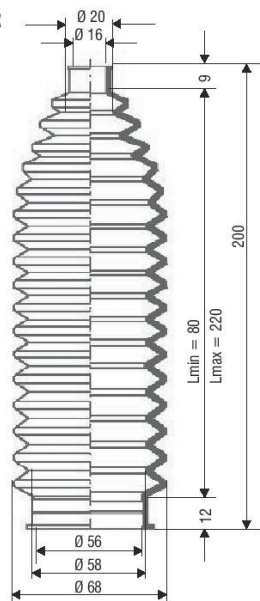
F 1507 NBR



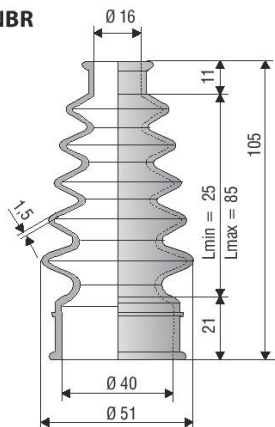
F 3045 NBR



F 3056 NBR



F 1180 NBR

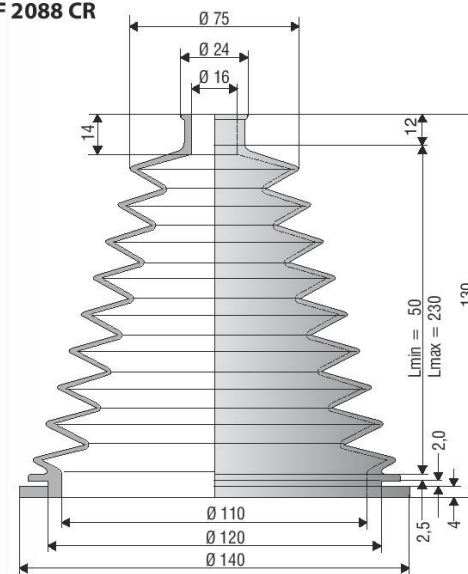


TECHNICKÉ VÝKRESY

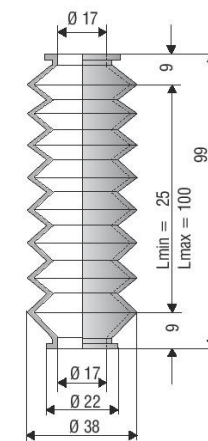
TECHNICAL DRAWING

Ø 16 - 17 mm

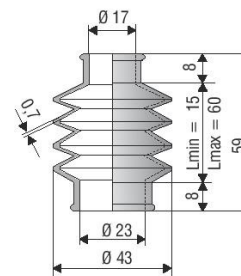
F 2088 CR



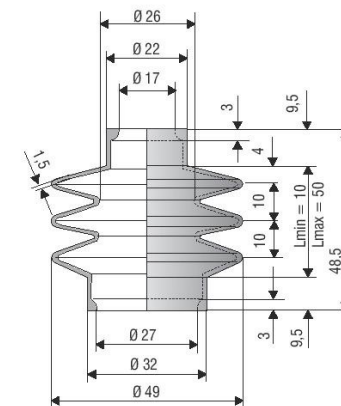
F 1063 NBR



F 1177 NBR



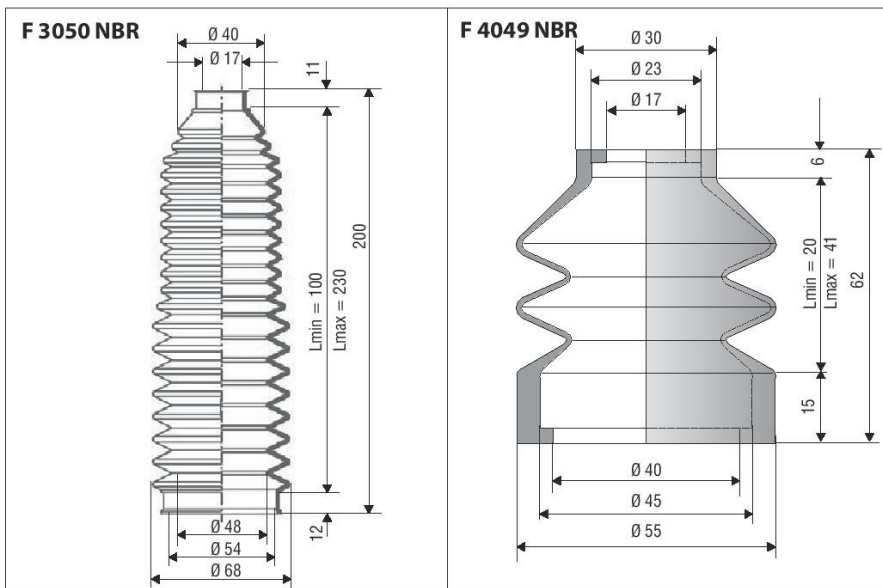
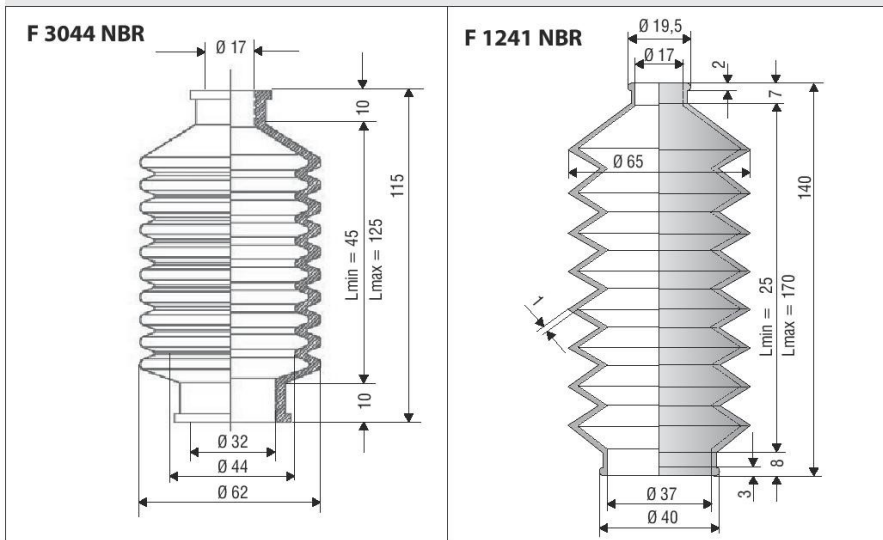
F 1505 NBR



TECHNICKÉ VÝKRESY

TECHNICAL DRAWING

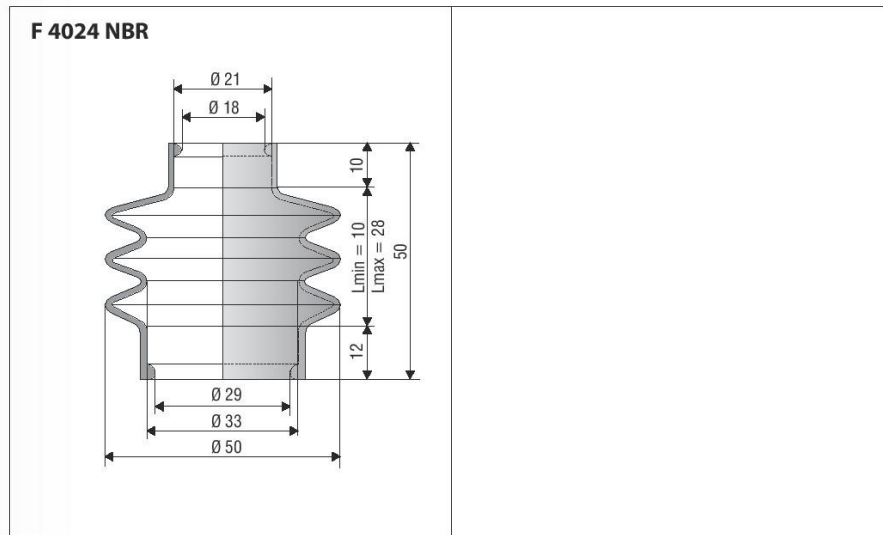
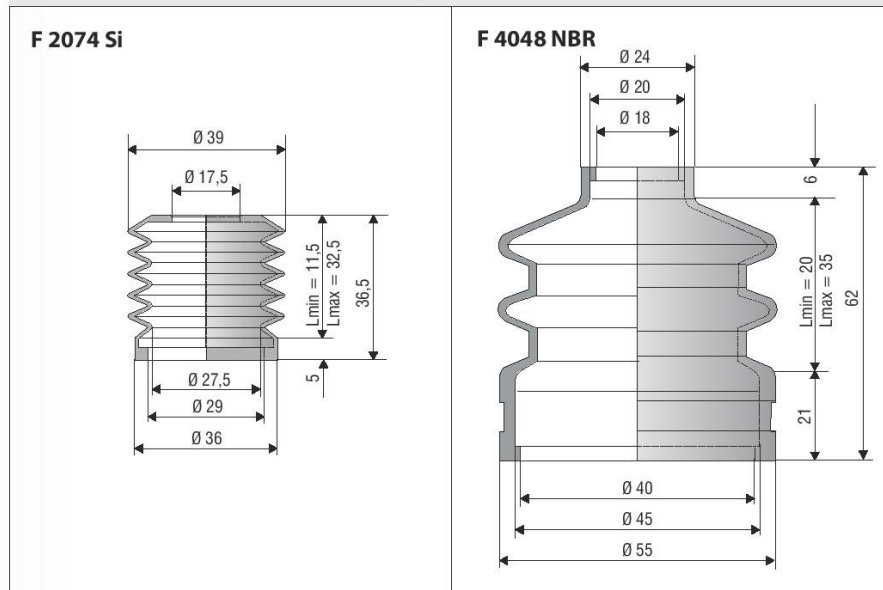
Ø 17 mm



TECHNICKÉ VÝKRESY

TECHNICAL DRAWING

Ø 17,5 - 18 mm

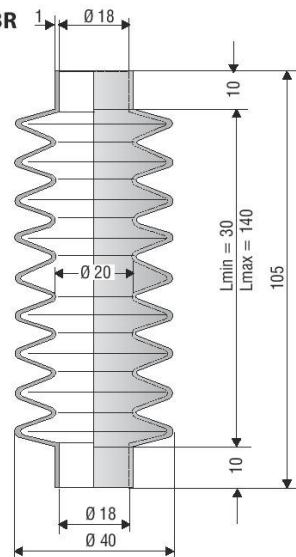


TECHNICKÉ VÝKRESY

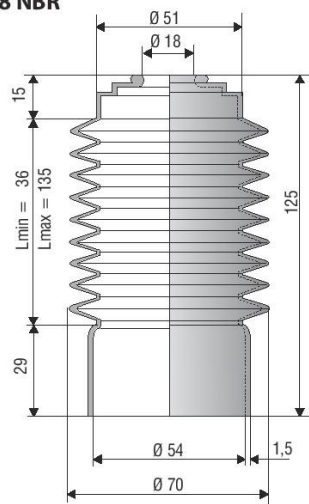
TECHNICAL DRAWING

Ø 18 mm

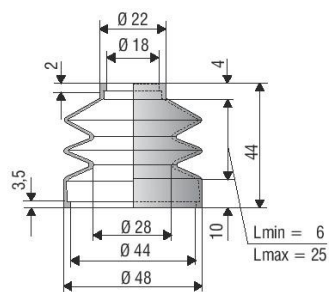
F 2084 NBR



F 1038 NBR



F 1144 NBR

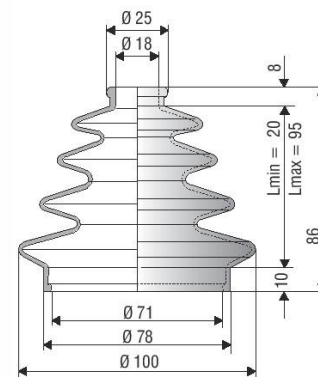


TECHNICKÉ VÝKRESY

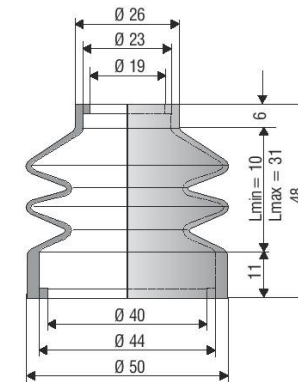
TECHNICAL DRAWING

Ø 18 - 19 mm

F 1189 NBR



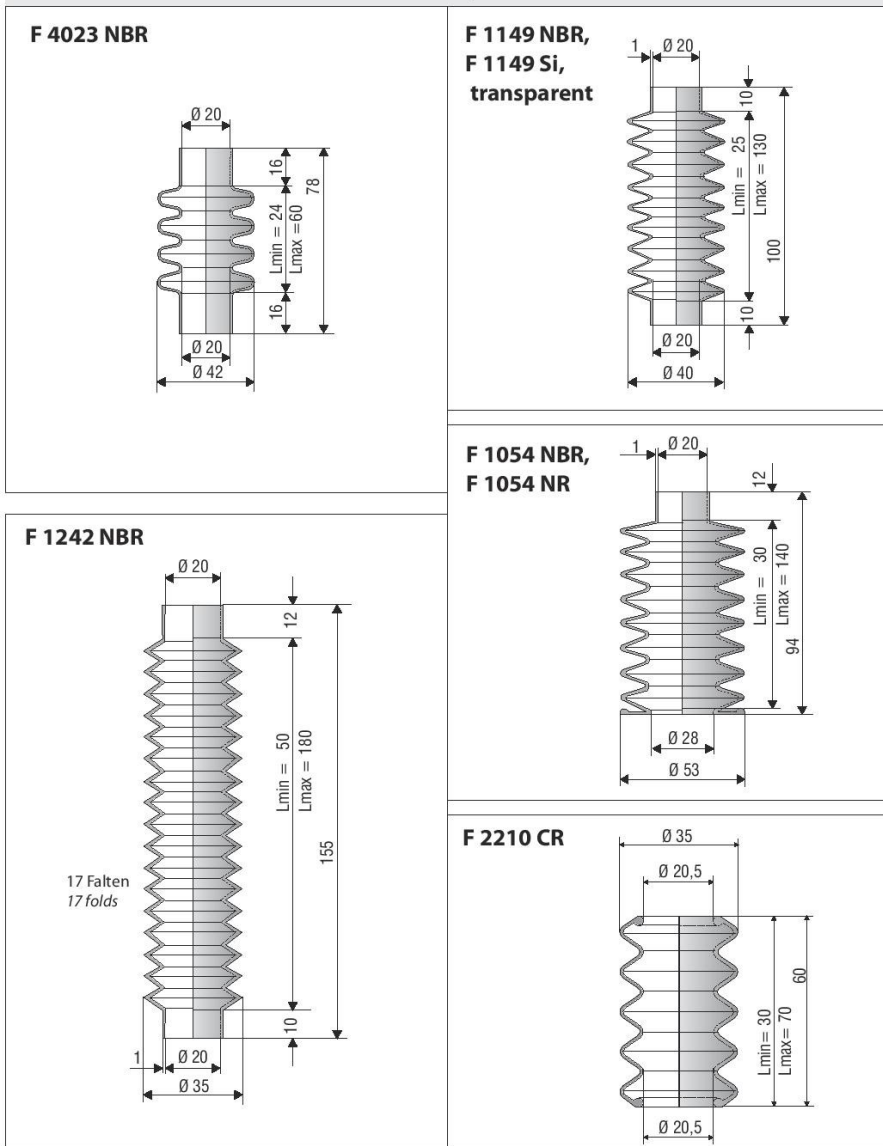
F 4047 NBR



TECHNICKÉ VÝKRESY

TECHNICAL DRAWING

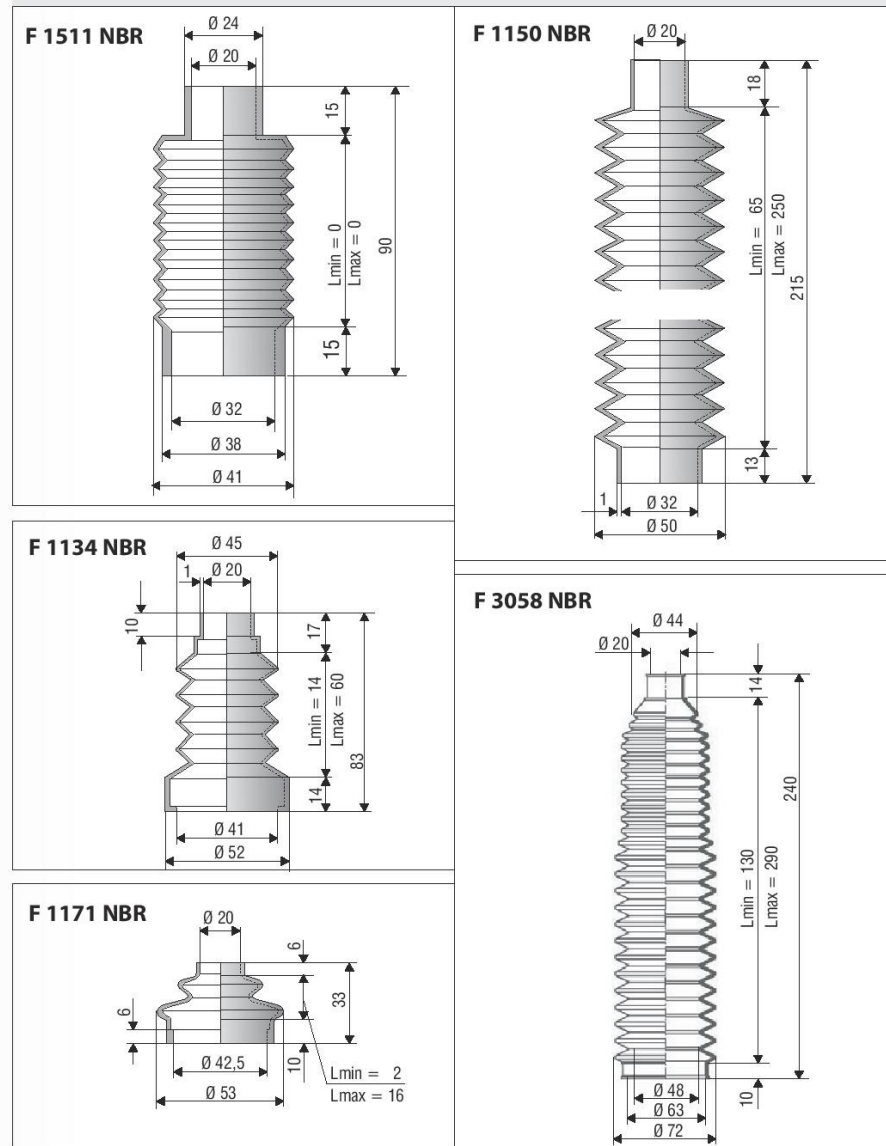
Ø 20 - 20,5 mm



TECHNICKÉ VÝKRESY

TECHNICAL DRAWING

Ø 20 mm

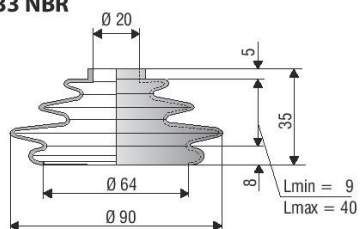


TECHNICKÉ VÝKRESY

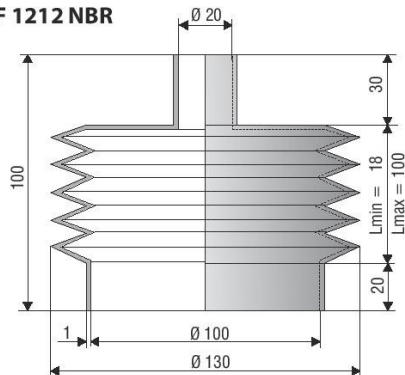
TECHNICAL DRAWING

Ø 20 - 22 mm

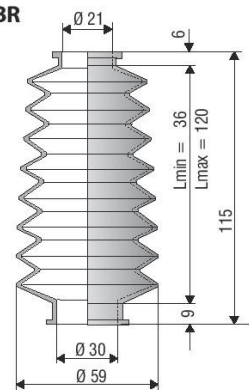
F 1033 NBR



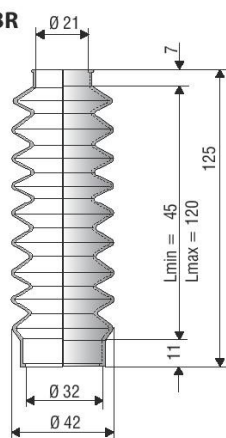
F 1212 NBR



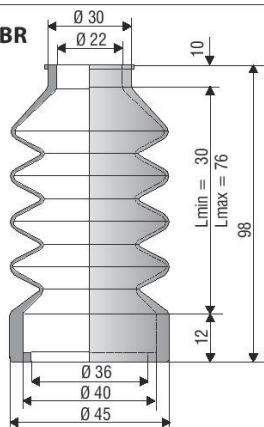
F 1018 NBR



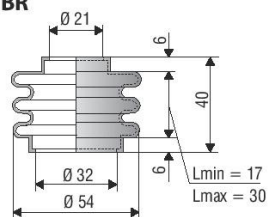
F 1013 NBR



F 4043 NBR



F 1053 NBR

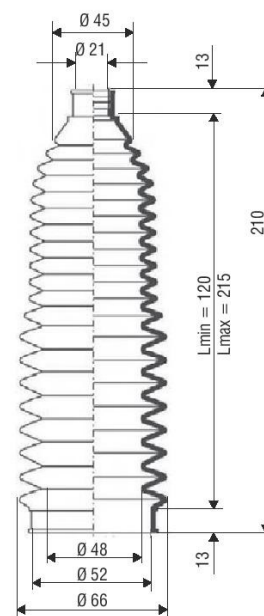


TECHNICKÉ VÝKRESY

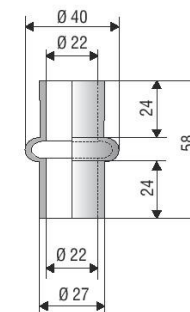
TECHNICAL DRAWING

Ø 21 - 22 mm

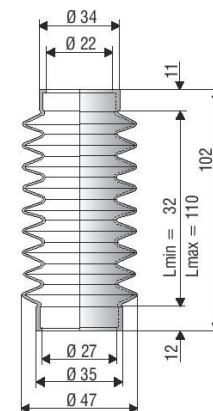
F 3073 T



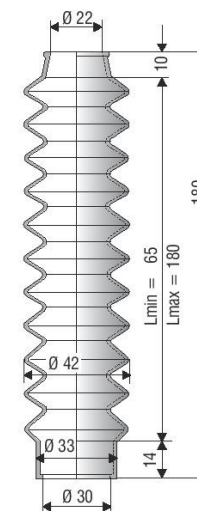
F 1003 NBR



F 1006 NBR



F 1012 NBR

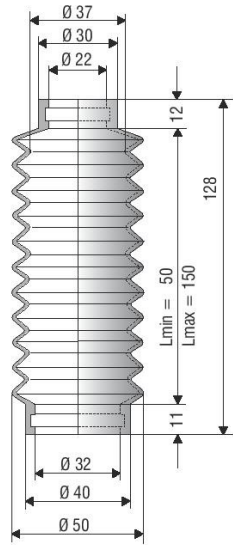


TECHNICKÉ VÝKRESY

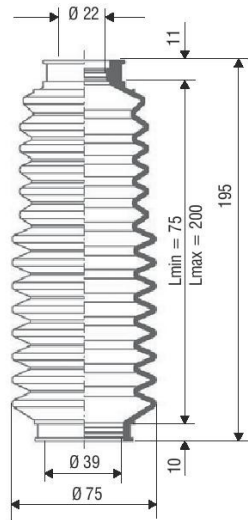
TECHNICAL DRAWING

Ø 22 mm

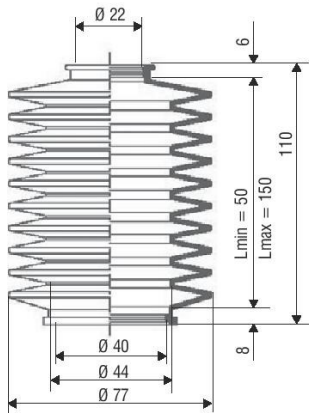
F 1175 NBR



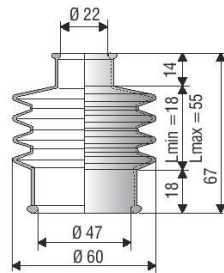
F 3001 NBR



F 3005 NBR



F 1029 R NBR

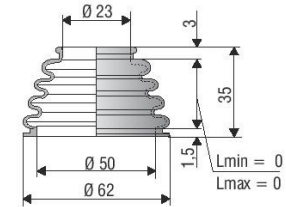


TECHNICKÉ VÝKRESY

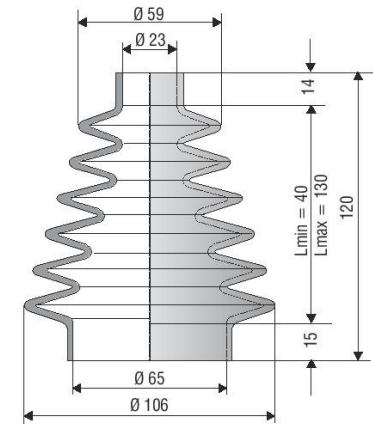
TECHNICAL DRAWING

Ø 23 - 24 mm

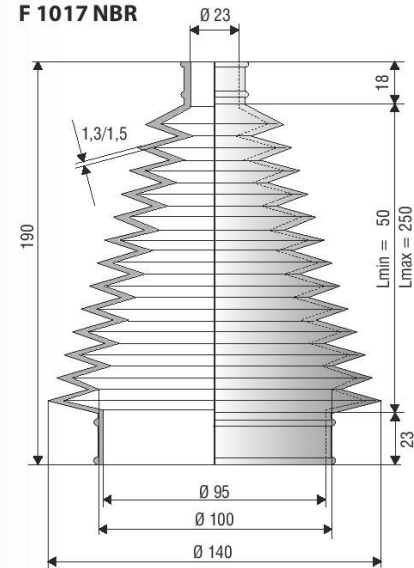
F 1154 NBR



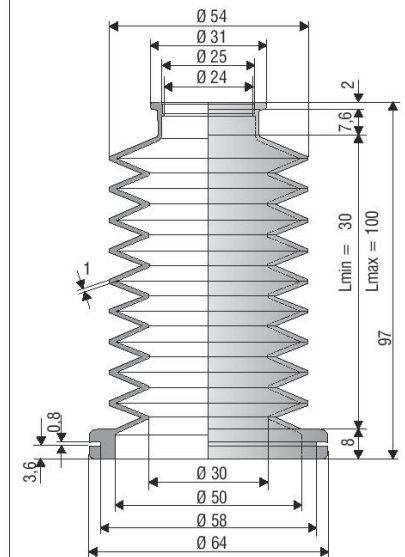
F 4022 NBR



F 1017 NBR



F 2237 NBR

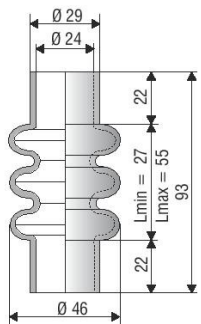


TECHNICKÉ VÝKRESY

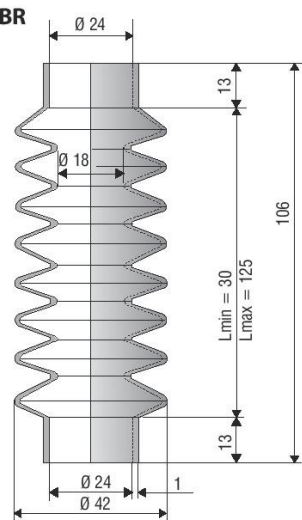
TECHNICAL DRAWING

Ø 24 - 25 mm

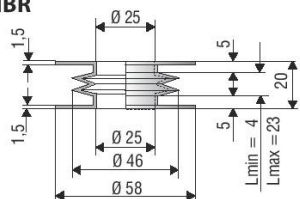
F 1001 NBR



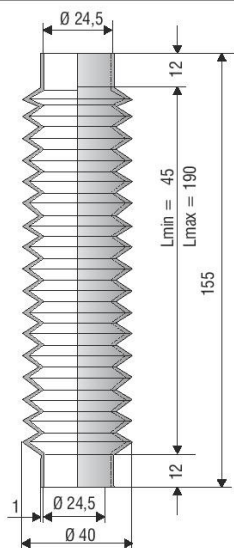
F 2009 NBR



F 1190 NBR

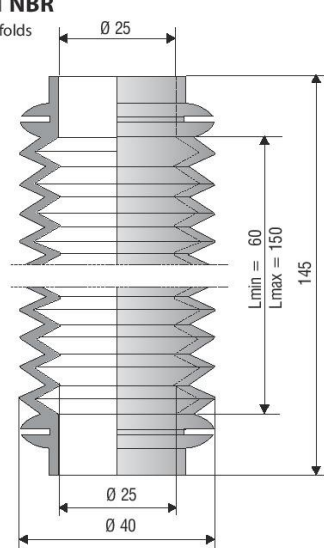


F 1230 NBR



F 4041 NBR

19 Faltenfolds

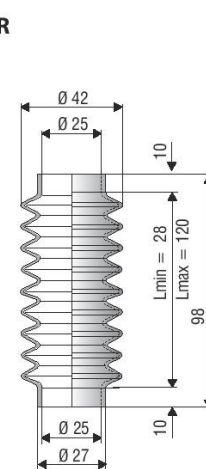


TECHNICKÉ VÝKRESY

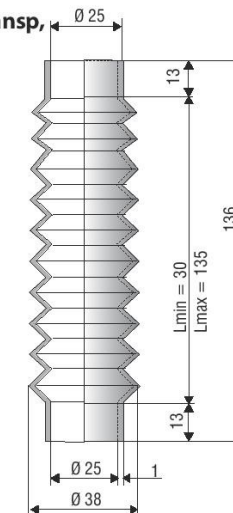
TECHNICAL DRAWING

Ø 25 mm

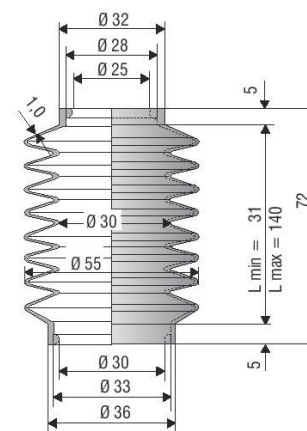
F 1215 NBR



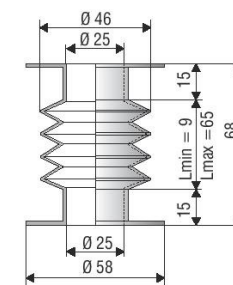
**F 2024 Si-transp,
F 2024 Si,
F 2024 CR**



F 2048 NBR



F 1192 NBR

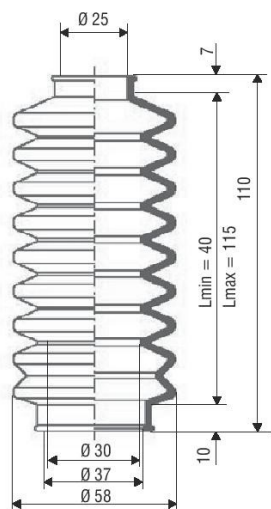


TECHNICKÉ VÝKRESY

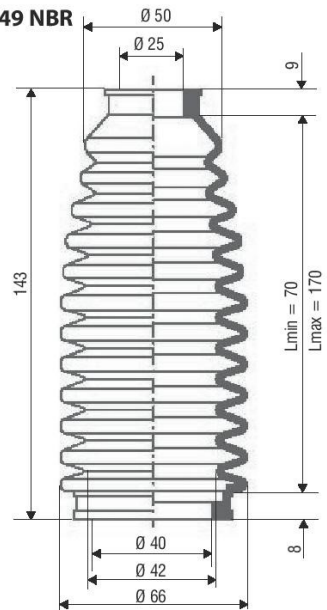
TECHNICAL DRAWING

Ø 25 mm

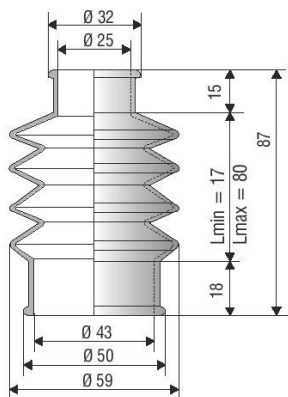
F 3016 NBR



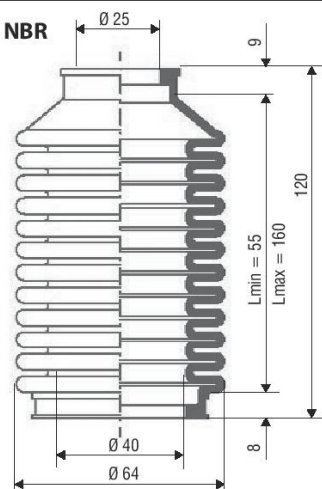
F 3049 NBR



F 1513 NBR



F 3023 NBR

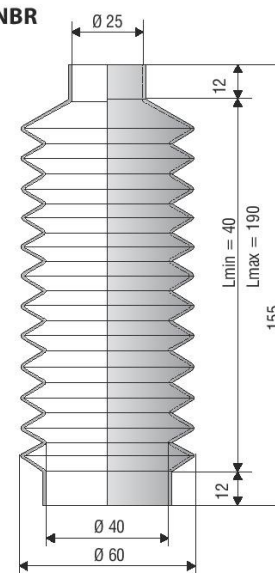


TECHNICKÉ VÝKRESY

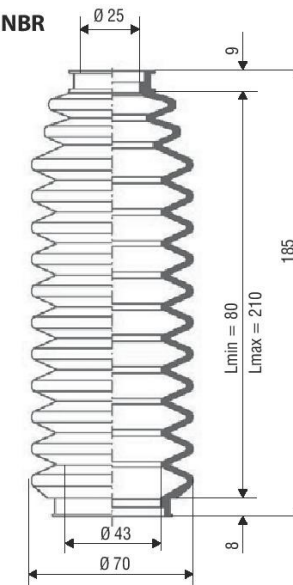
TECHNICAL DRAWING

Ø 25 mm

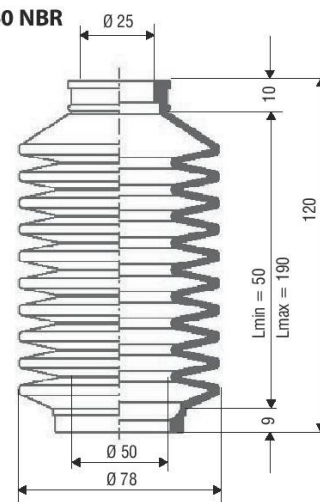
F 1250 NBR



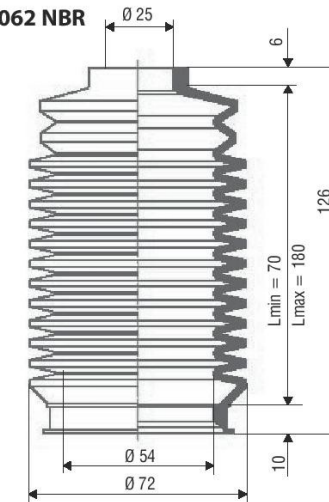
F 3019 NBR



F 3060 NBR



F 3062 NBR

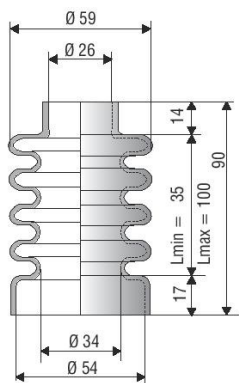


TECHNICKÉ VÝKRESY

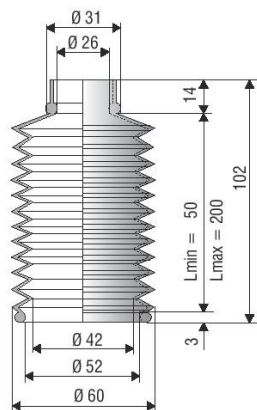
TECHNICAL DRAWING

Ø 26 - 27 mm

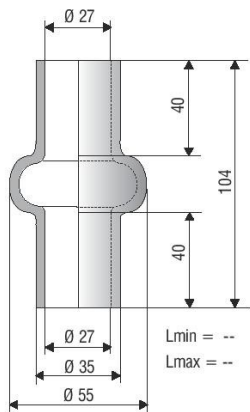
F 1008 NBR



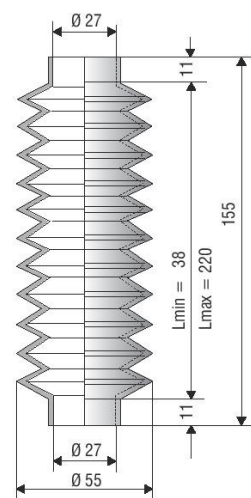
F 1107 NBR



F 1004 NBR



F 1059 R NBR

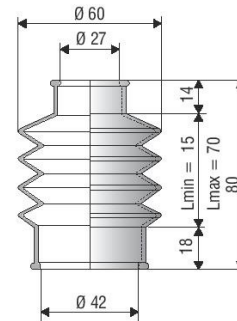


TECHNICKÉ VÝKRESY

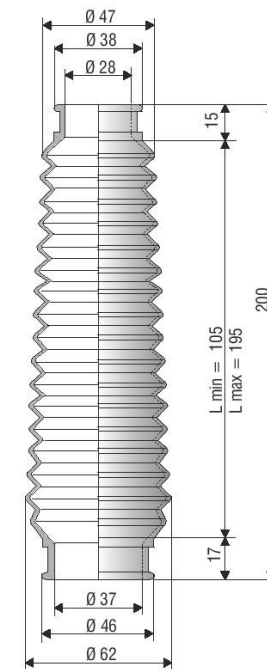
TECHNICAL DRAWING

Ø 27 - 28 mm

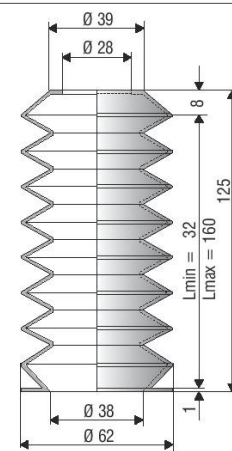
F 1043 NBR



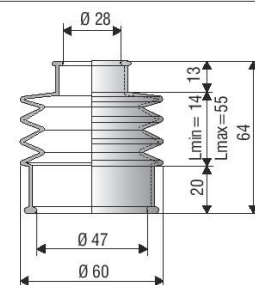
F 2055 NBR



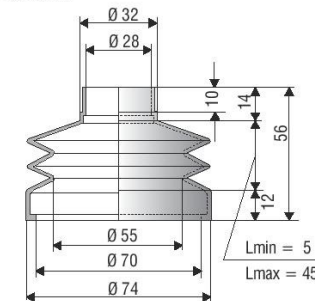
F 1514 NBR



F 1028 NBR



F 1146 NBR

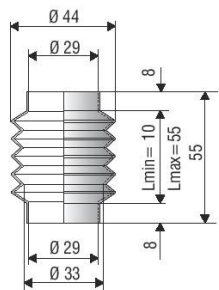


TECHNICKÉ VÝKRESY

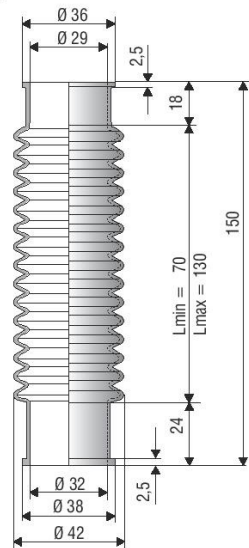
TECHNICAL DRAWING

Ø 29 mm

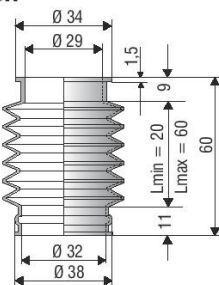
F 1151 NBR



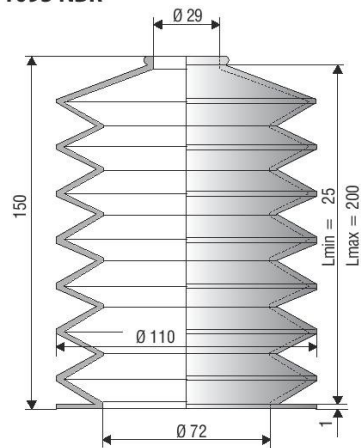
F 1512 NBR



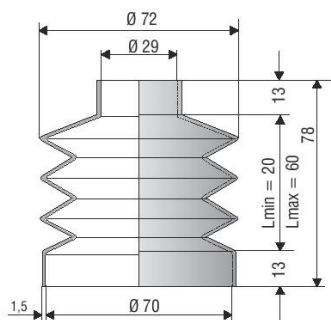
F 1152 R NBR



F 1095 NBR



F 1232 NBR

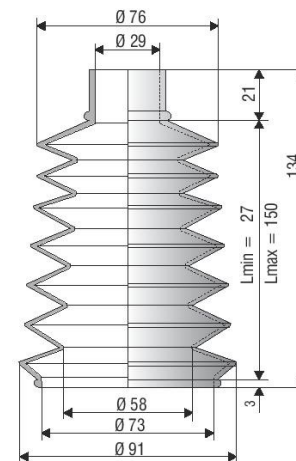


TECHNICKÉ VÝKRESY

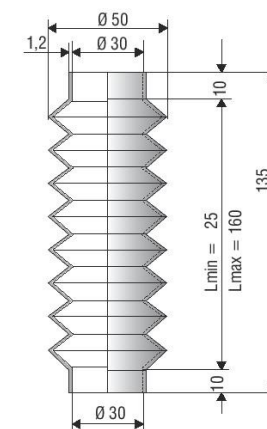
TECHNICAL DRAWING

Ø 29 - 30 mm

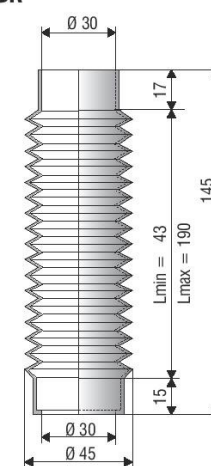
F 1062 NBR



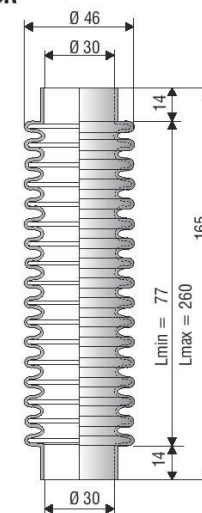
F 1128 R NBR



F 1073 NBR



F 1114 NBR

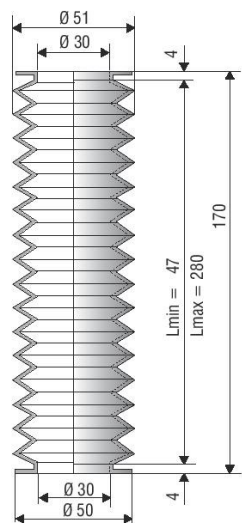


TECHNICKÉ VÝKRESY

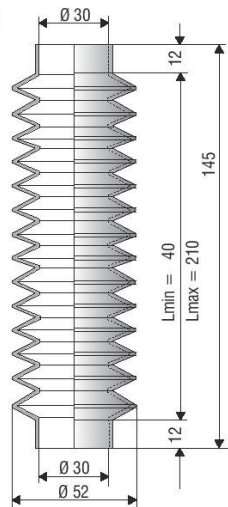
TECHNICAL DRAWING

Ø 30 mm

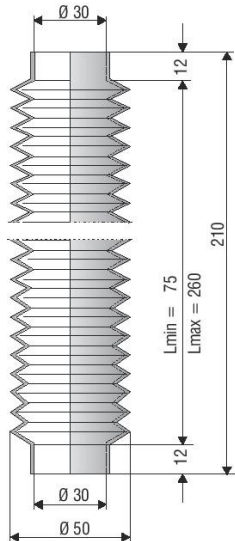
F 1127 NBR



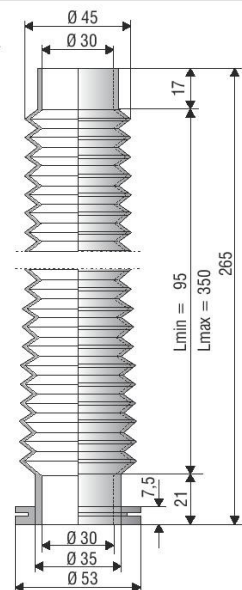
F 1210 NBR



F 1238 NBR



F 1517 NBR

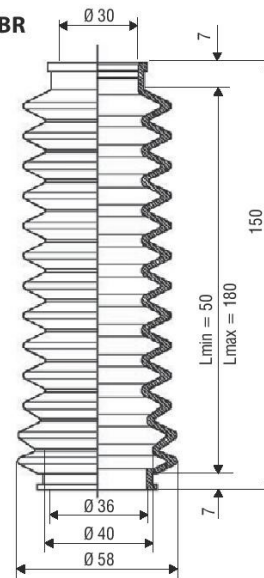


TECHNICKÉ VÝKRESY

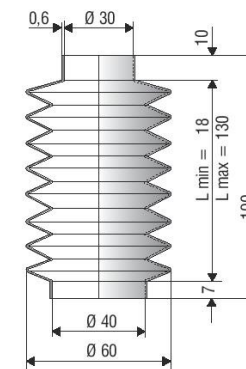
TECHNICAL DRAWING

Ø 30 mm

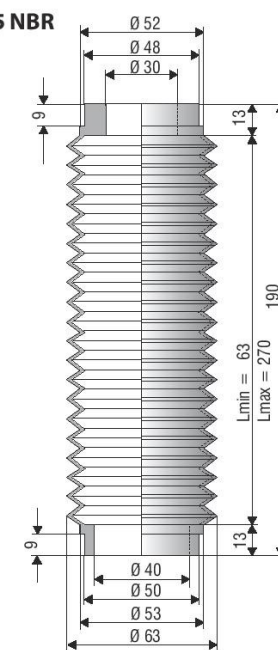
F 3039 NBR



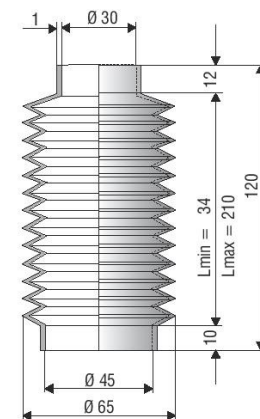
F 2050 NBR



F 1515 NBR



F 1103 NBR



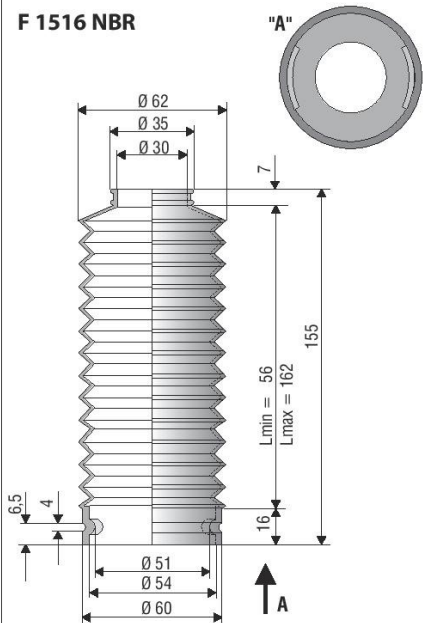
TECHNICKÉ VÝKRESY

TECHNICAL DRAWING

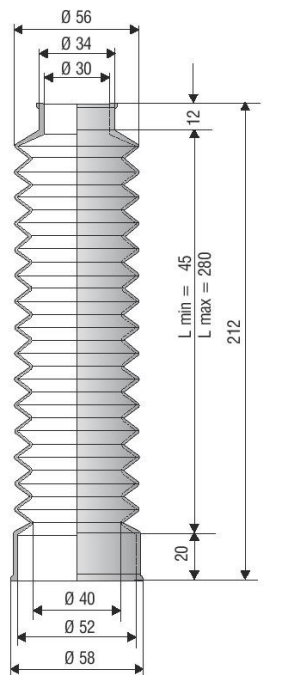
Ø 30 mm

F 1516 NBR

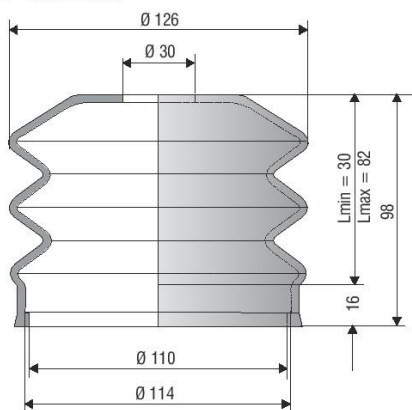
"A"



F 2086 CR



F 4021 NBR

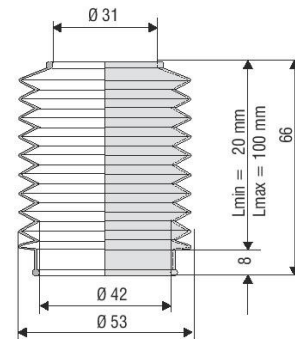


TECHNICKÉ VÝKRESY

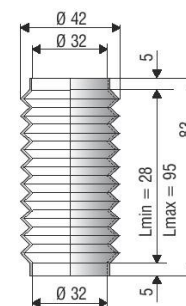
TECHNICAL DRAWING

Ø 31 - 32 mm

F 2071 NBR



F 1119 NBR

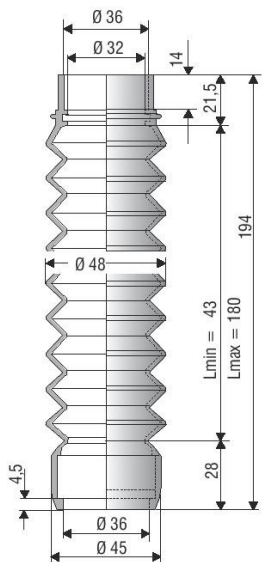


TECHNICKÉ VÝKRESY

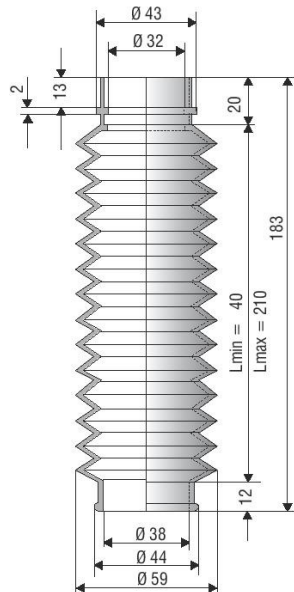
TECHNICAL DRAWING

Ø 32 mm

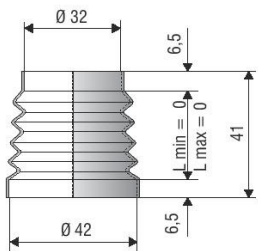
F 1057 NBR



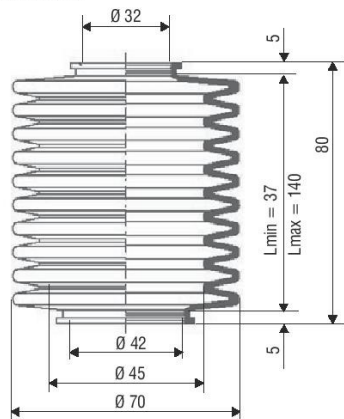
F 1058 NBR



F 2013 NR



F 3004 NBR

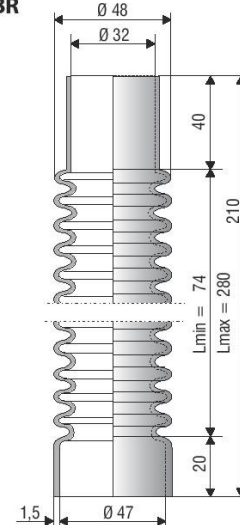


TECHNICKÉ VÝKRESY

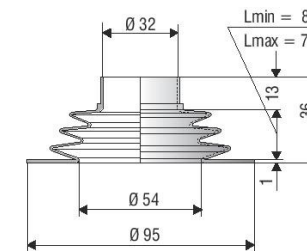
TECHNICAL DRAWING

Ø 32 - 33 mm

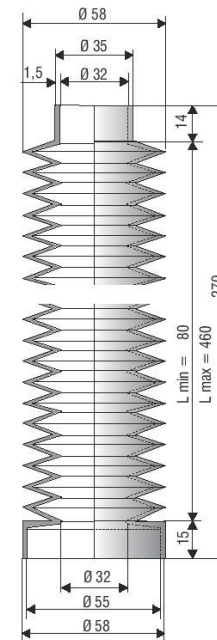
F 1115 NBR



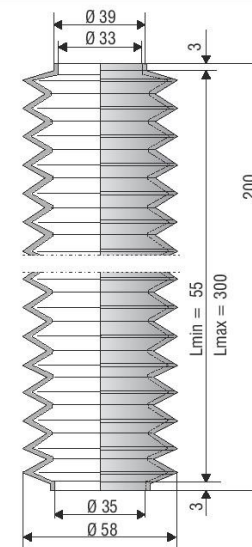
F 1099 NBR



F 2029 NBR



F 1206 NBR

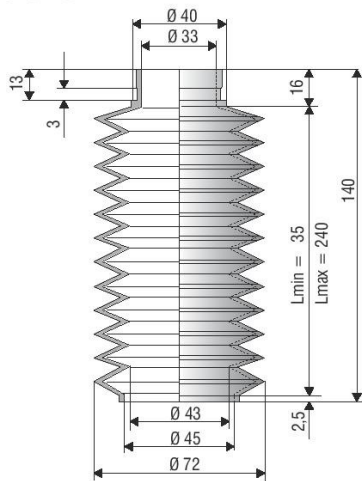


TECHNICKÉ VÝKRESY

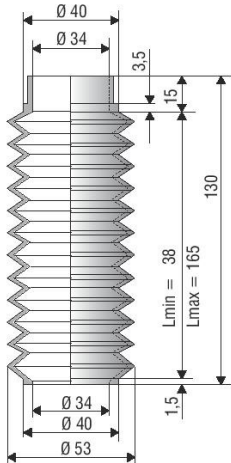
TECHNICAL DRAWING

Ø 33 - 34 mm

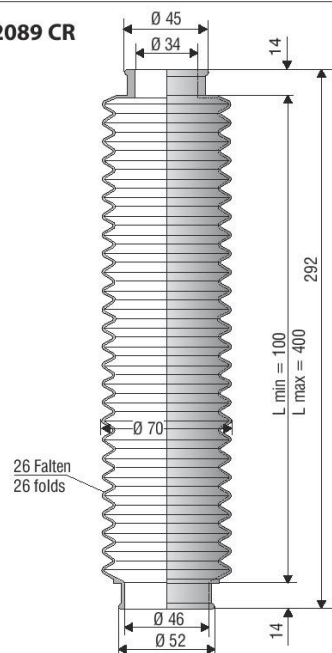
F 1075 NBR



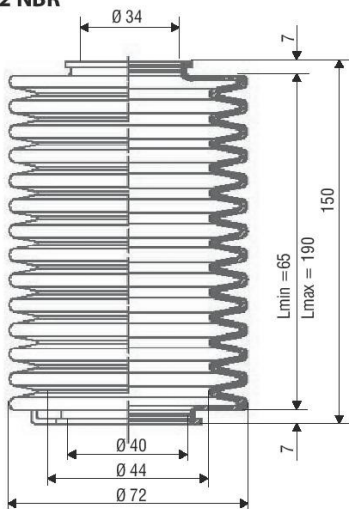
F 1072 NBR



F 2089 CR



F 3032 NBR

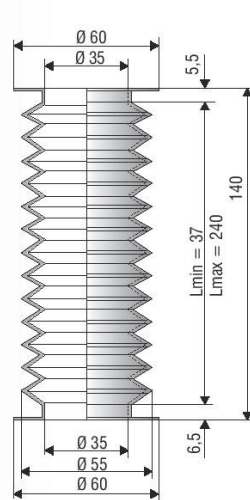


TECHNICKÉ VÝKRESY

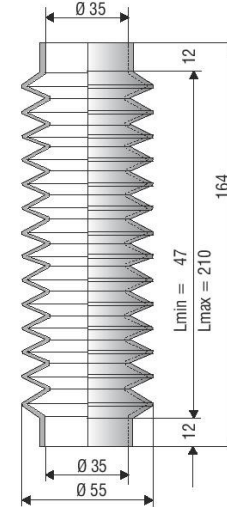
TECHNICAL DRAWING

Ø 35 mm

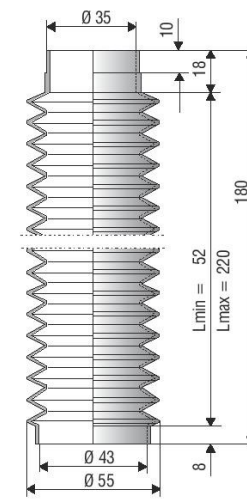
F 1087 NR



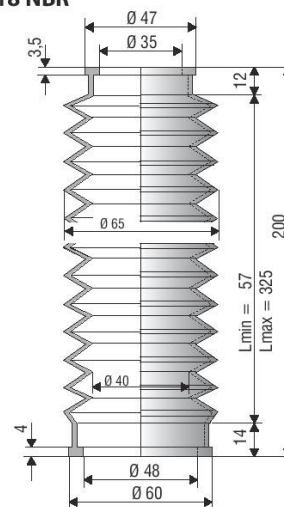
F 1209 NBR



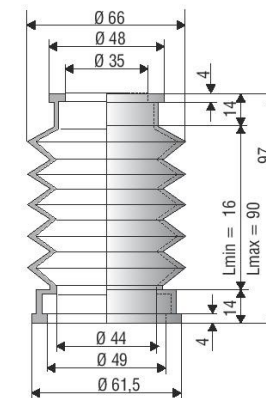
F 1020 NBR



F 1518 NBR



F 1158 NBR

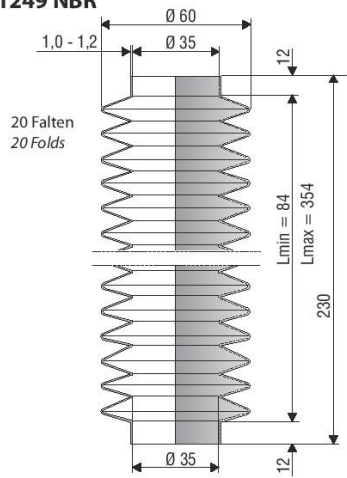


TECHNICKÉ VÝKRESY

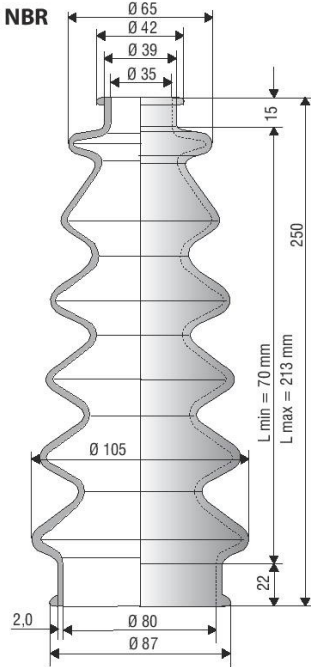
TECHNICAL DRAWING

Ø 35 mm

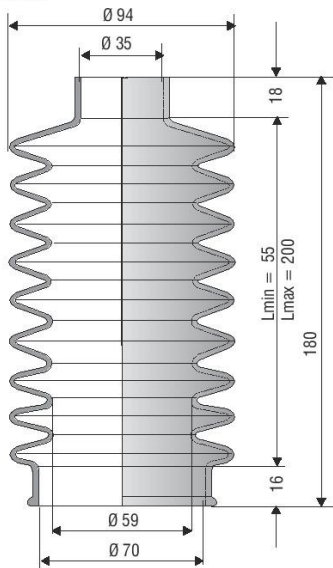
F 1249 NBR



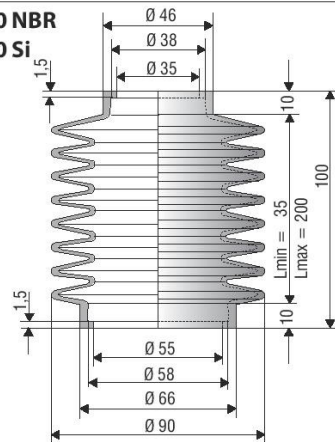
F 2010 NBR



F 4018 NBR



**F 1520 NBR
F 1520 Si**

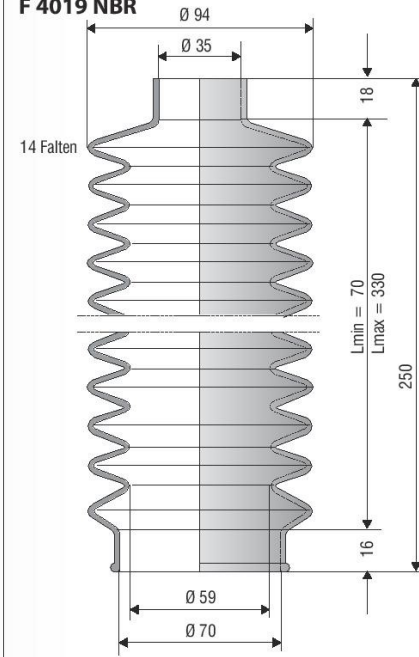


TECHNICKÉ VÝKRESY

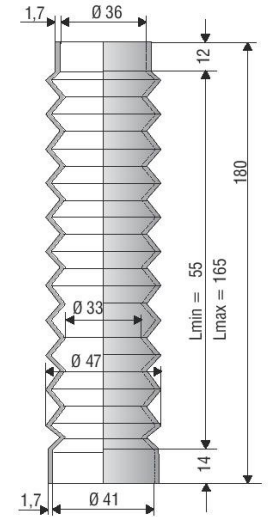
TECHNICAL DRAWING

Ø 35 - 36 mm

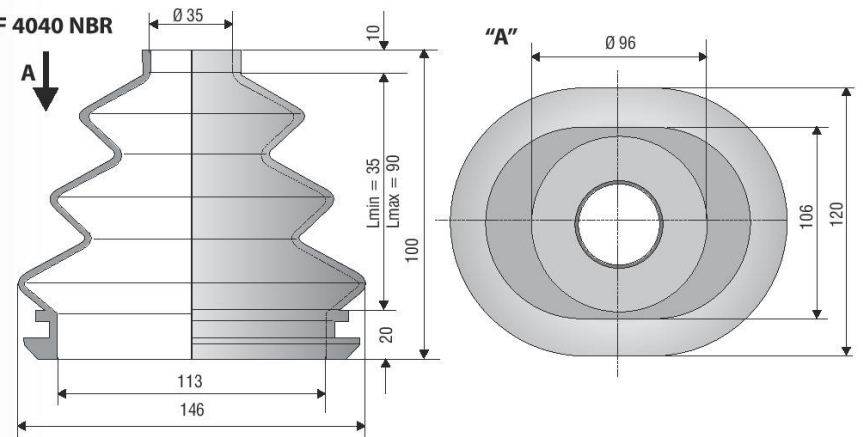
F 4019 NBR



F 1234 NBR



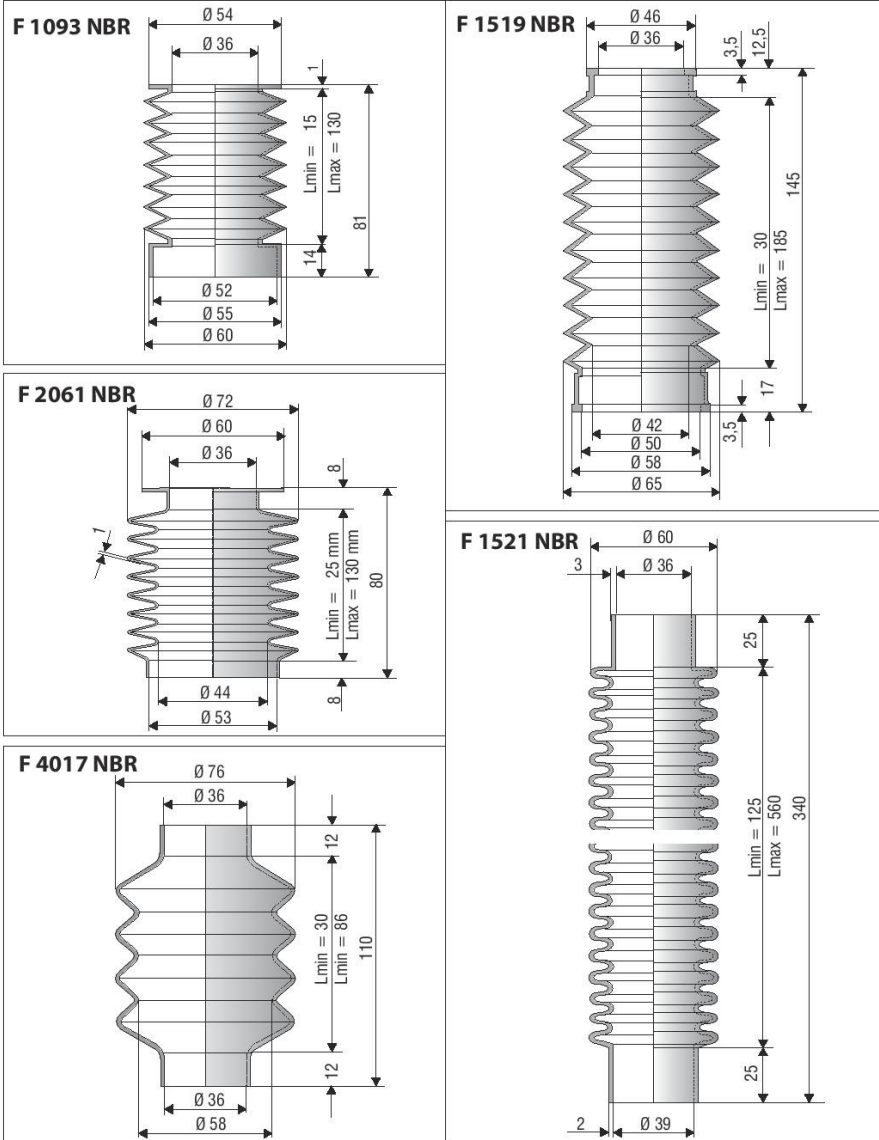
F 4040 NBR



TECHNICKÉ VÝKRESY

TECHNICAL DRAWING

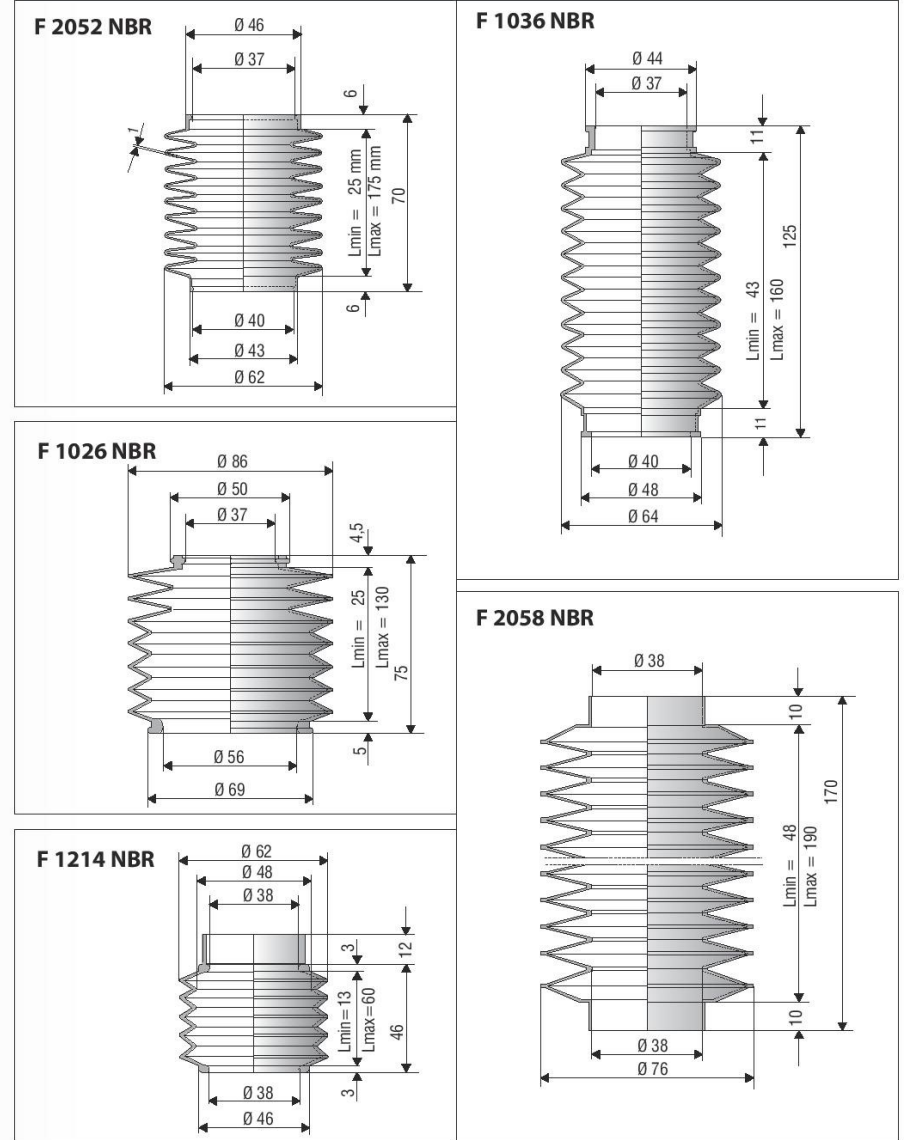
Ø 36 - 37 mm



TECHNICKÉ VÝKRESY

TECHNICAL DRAWING

Ø 37 - 38 mm

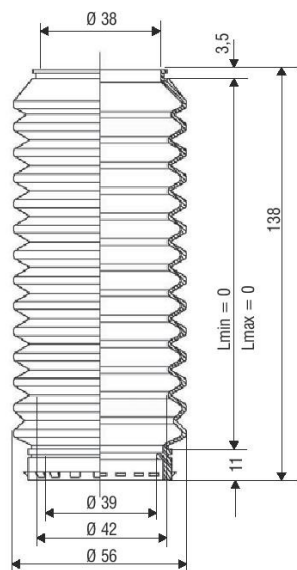


TECHNICKÉ VÝKRESY

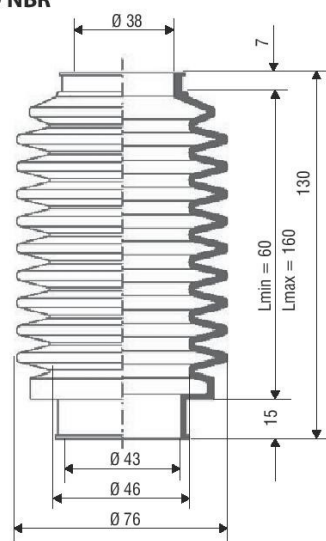
TECHNICAL DRAWING

Ø 38 mm

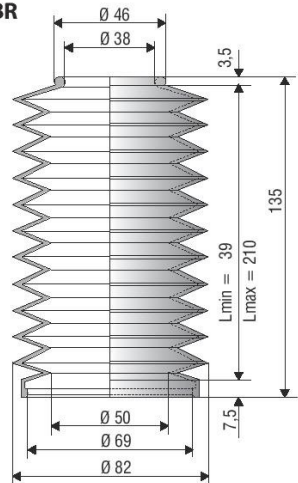
F 3066 T



F 3009 NBR



F 1176 NBR
F 1176 Si

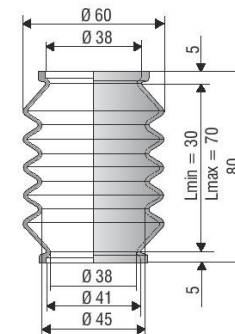


TECHNICKÉ VÝKRESY

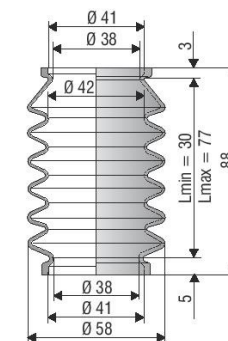
TECHNICAL DRAWING

Ø 38 - 39 mm

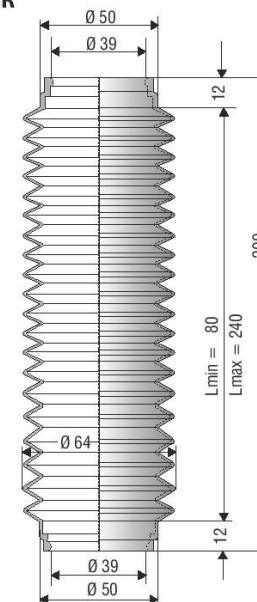
F 4015 NBR



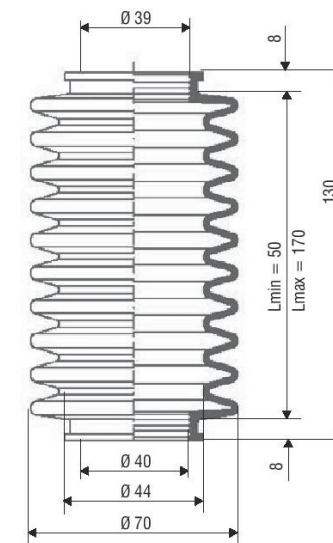
F 4016 NBR



F 1014 NBR



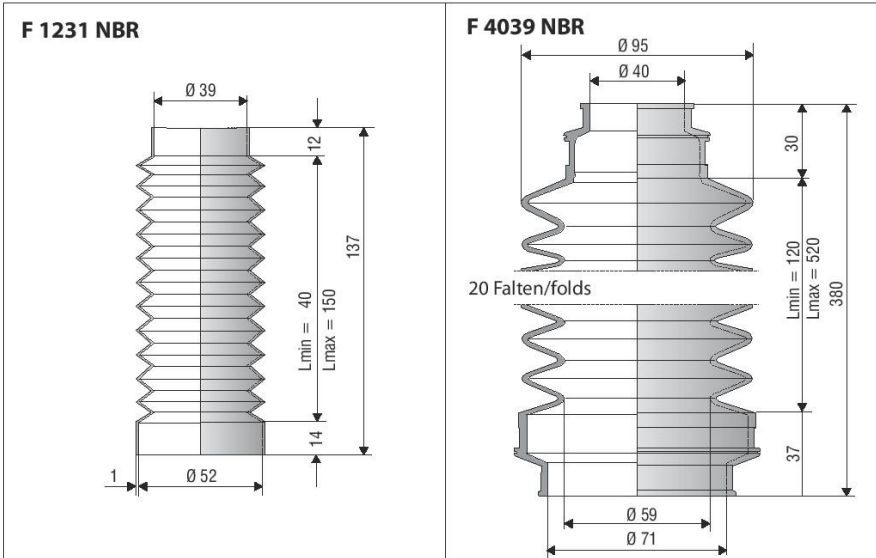
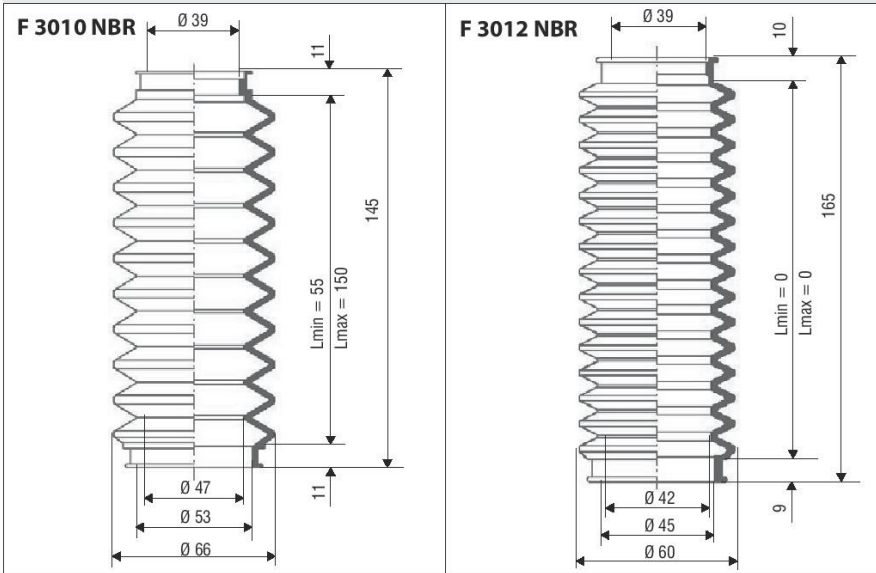
F 3028 NBR



TECHNICKÉ VÝKRESY

TECHNICAL DRAWING

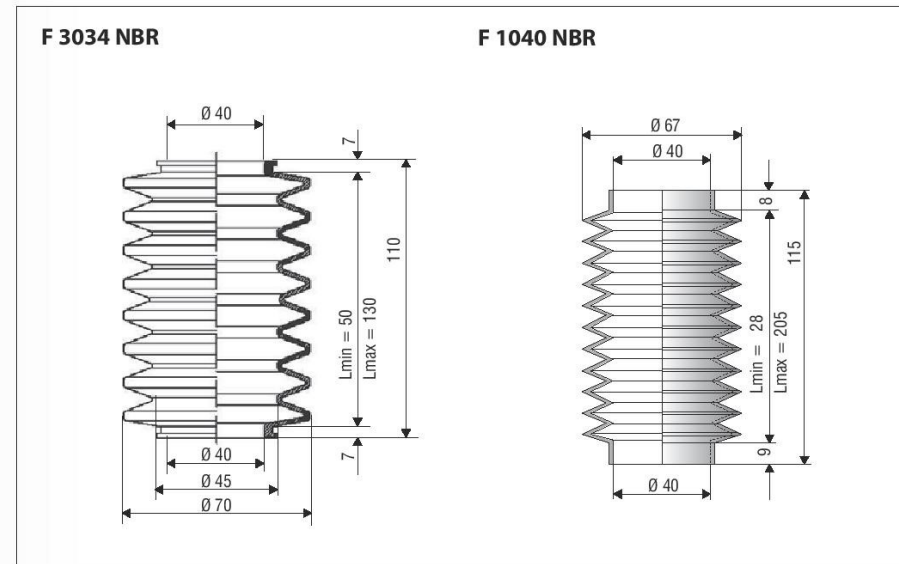
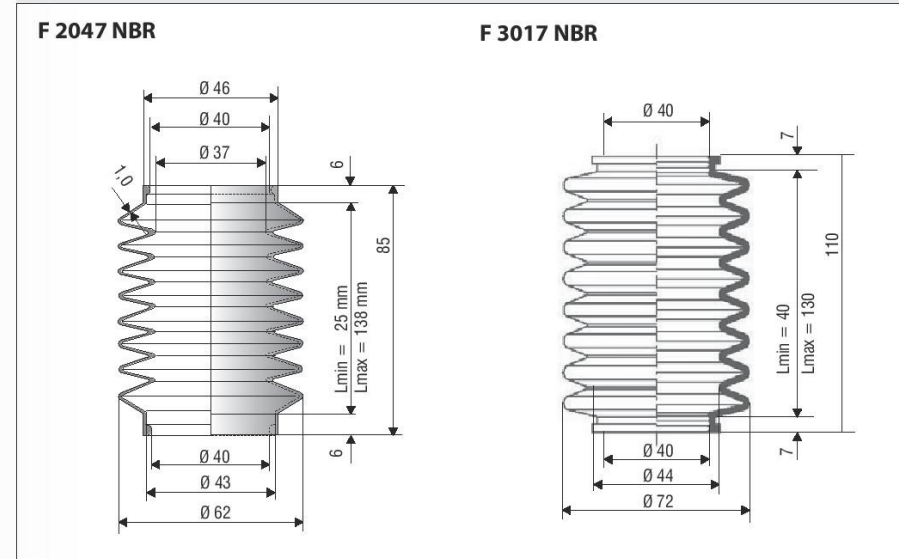
Ø 39 - 40 mm



TECHNICKÉ VÝKRESY

TECHNICAL DRAWING

Ø 40 mm

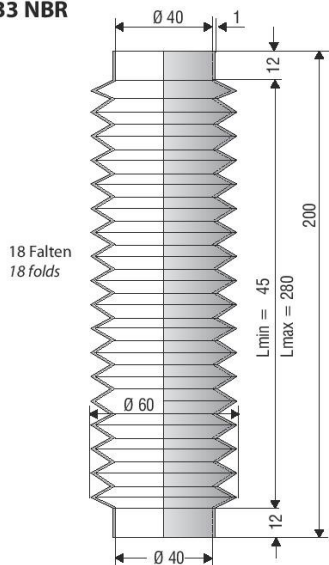


TECHNICKÉ VÝKRESY

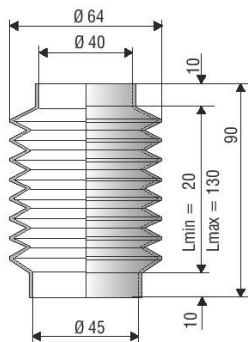
TECHNICAL DRAWING

Ø 40 mm

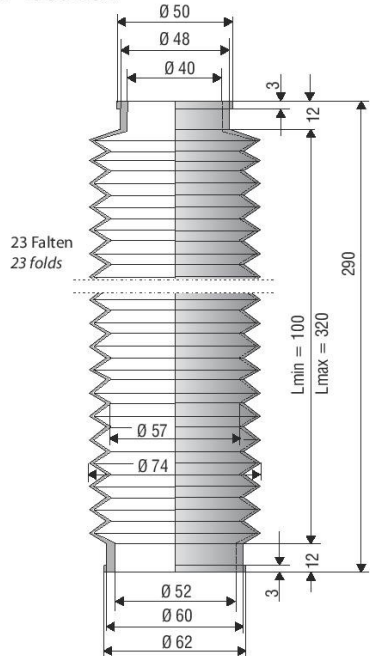
F 1233 NBR



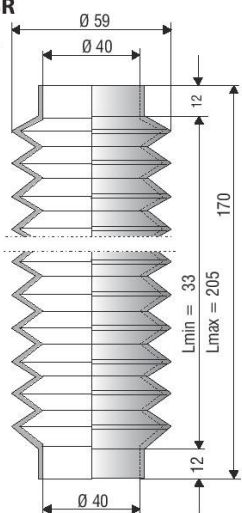
F 1064 NBR



F 4500 NBR



**F 1135 NBR
F 1135 CR**

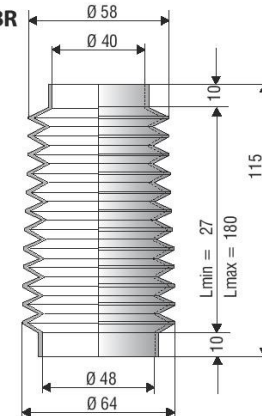


TECHNICKÉ VÝKRESY

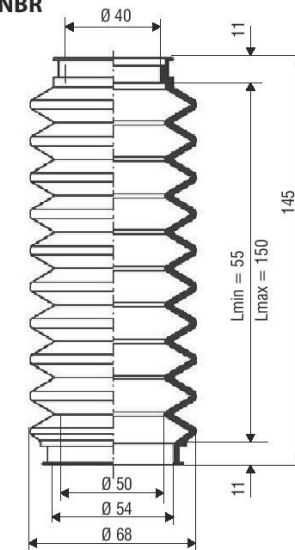
TECHNICAL DRAWING

Ø 40 mm

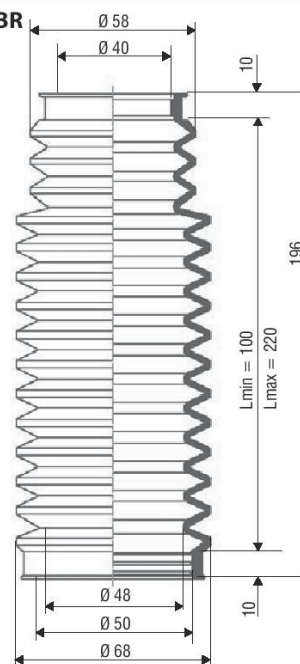
F 1157 NBR



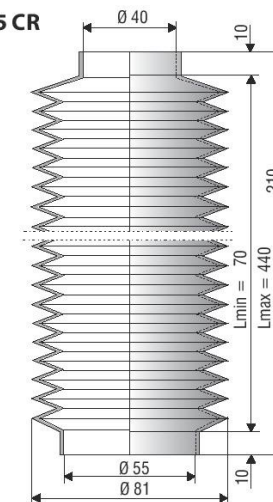
F 3053 NBR



F 3063 NBR



F 1105 CR

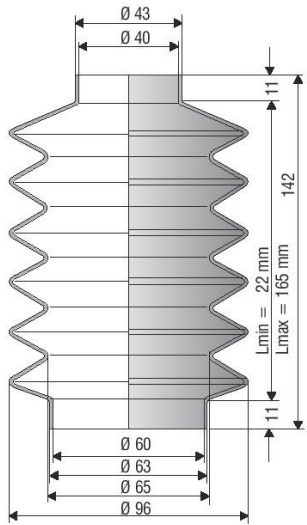


TECHNICKÉ VÝKRESY

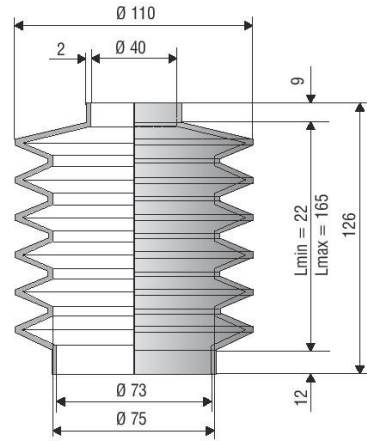
TECHNICAL DRAWING

Ø 40 mm

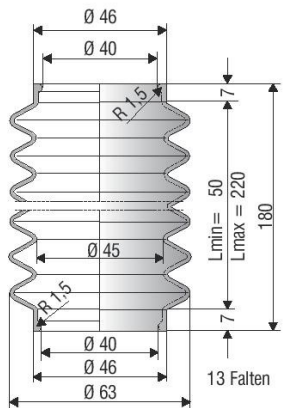
F 2077 NBR



F 2093 NBR



F 2114 T

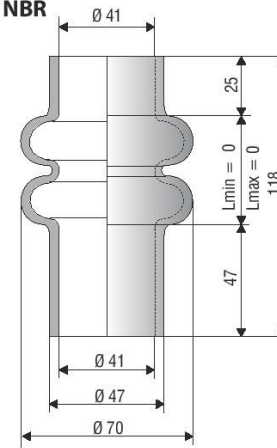


TECHNICKÉ VÝKRESY

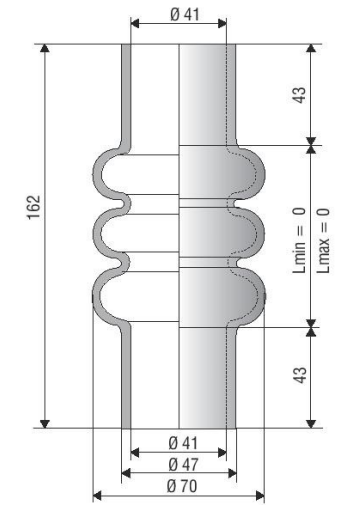
TECHNICAL DRAWING

Ø 41 mm

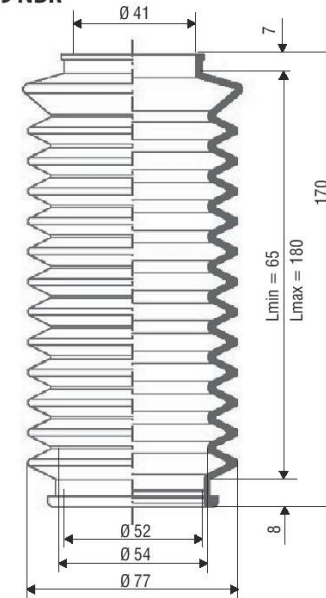
F 1002 NBR



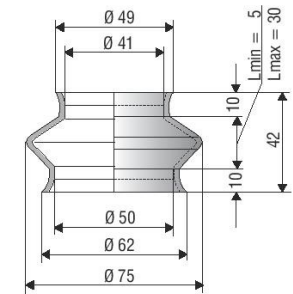
F 1005 NBR



F 3029 NBR



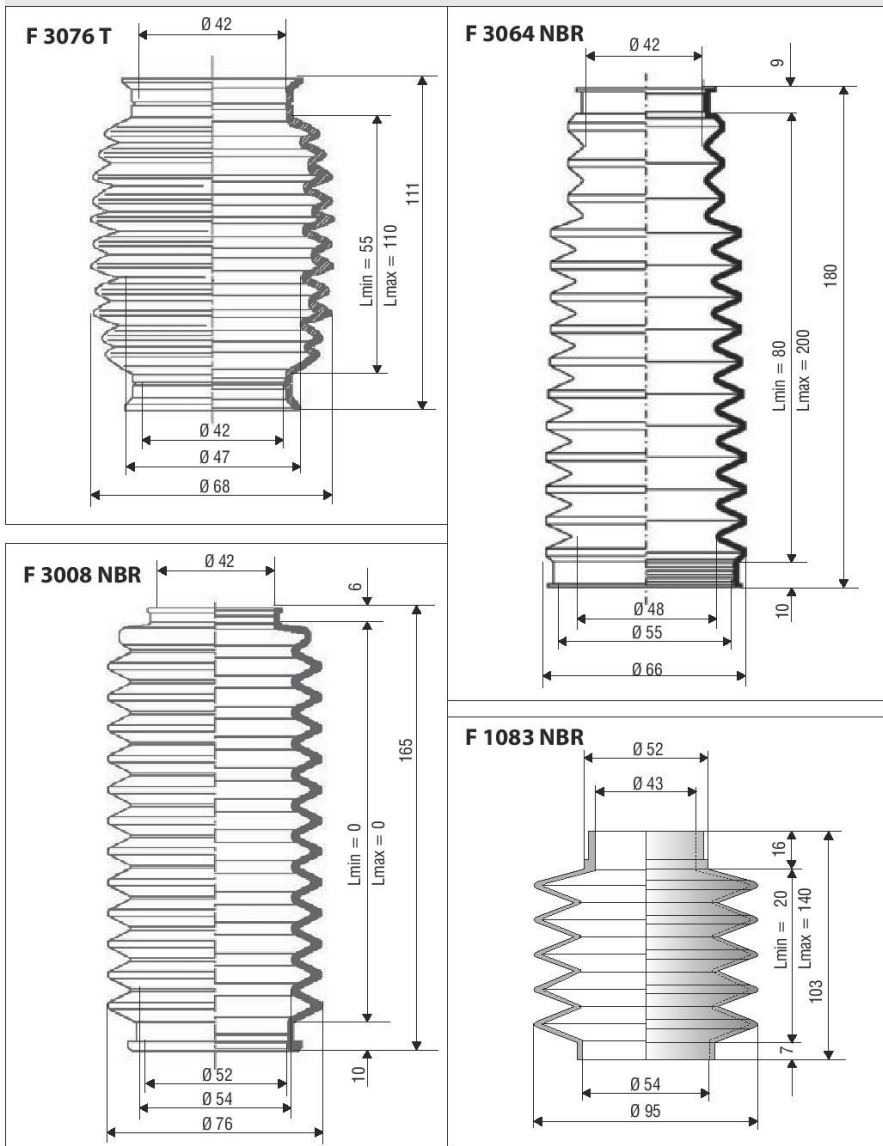
F 2054 NBR



TECHNICKÉ VÝKRESY

TECHNICAL DRAWING

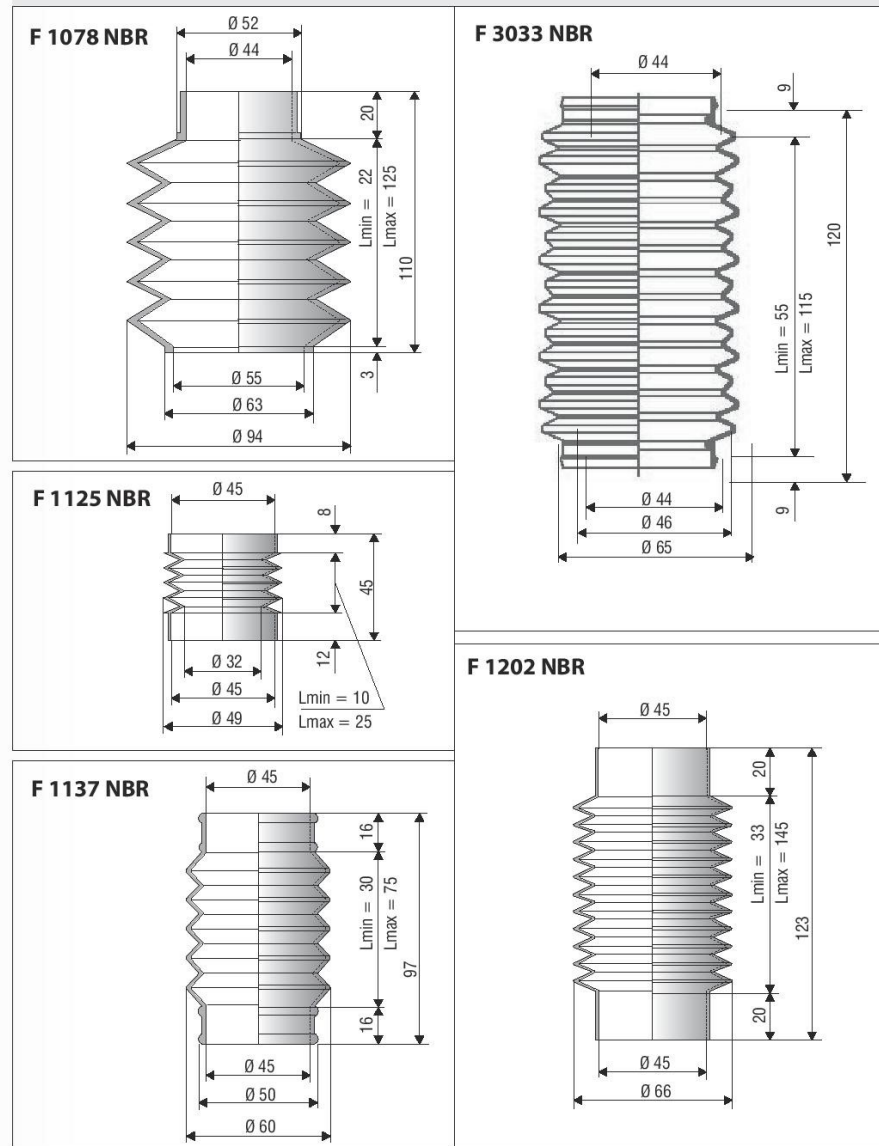
Ø 42 - 43 mm



TECHNICKÉ VÝKRESY

TECHNICAL DRAWING

Ø 44 - 45 mm

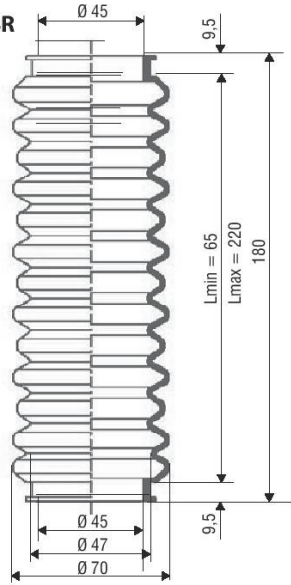


TECHNICKÉ VÝKRESY

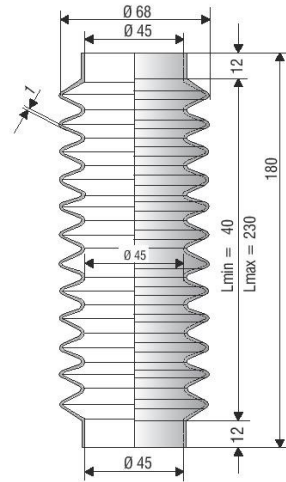
TECHNICAL DRAWING

Ø 45 mm

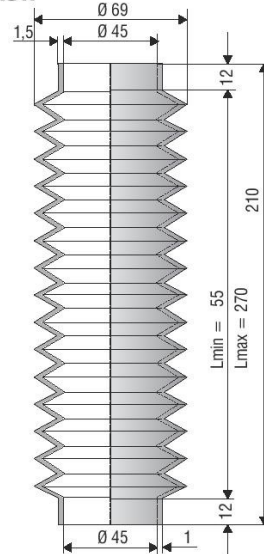
F 3047 NBR



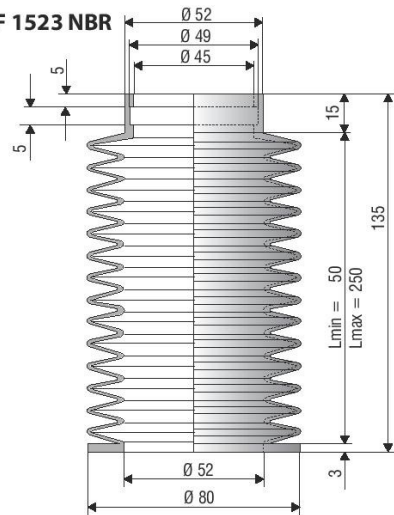
F 1223 NBR



F 1229 NBR



F 1523 NBR

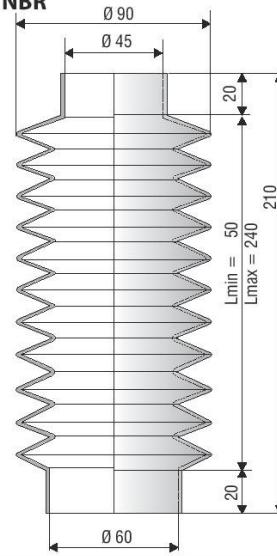


TECHNICKÉ VÝKRESY

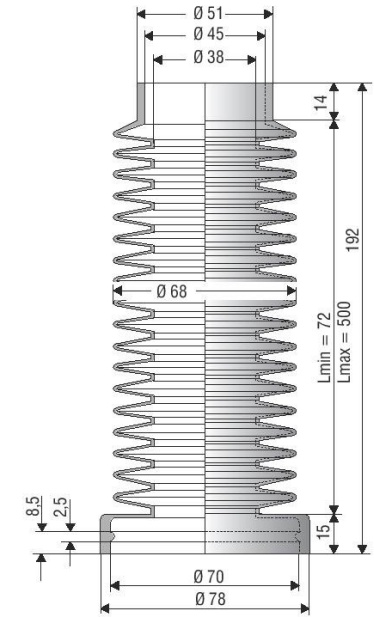
TECHNICAL DRAWING

Ø 45 - 46 mm

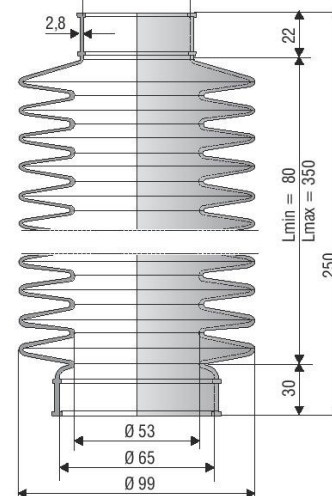
F 1246 NBR



F 1522 NBR



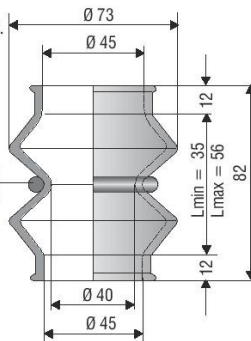
F 4013 NBR



F 4038 NBR

Sehr stabiler Balg.
Very sturdy
bellows.

Verstärkungsring
Reinforcement ring

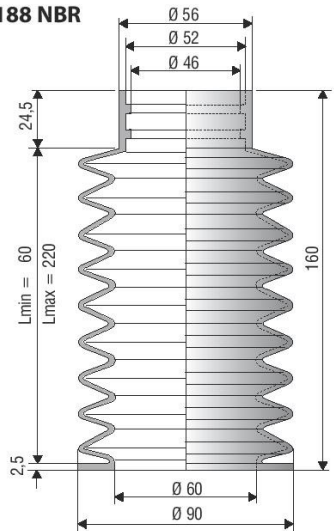


TECHNICKÉ VÝKRESY

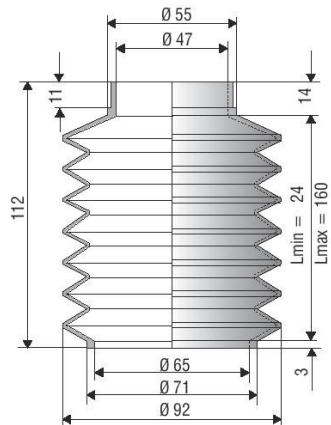
TECHNICAL DRAWING

Ø 46 - 48 mm

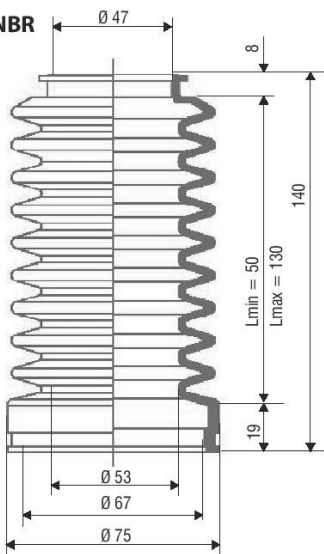
F 1188 NBR



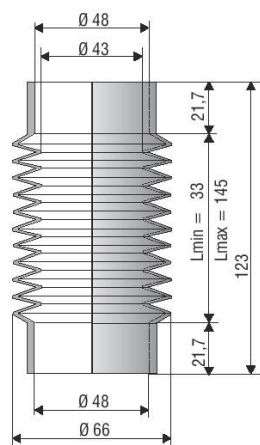
F 1132 NBR



F 3046 NBR



F 2302 NBR

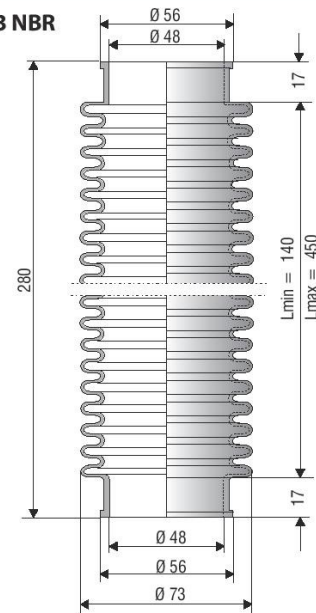


TECHNICKÉ VÝKRESY

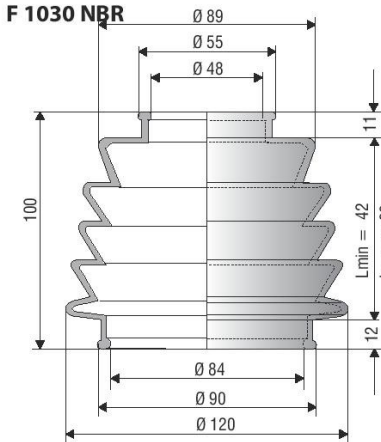
TECHNICAL DRAWING

Ø 48 - 49 mm

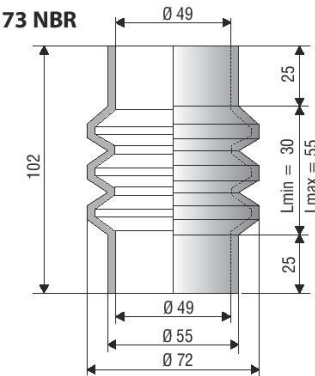
F 1123 NBR



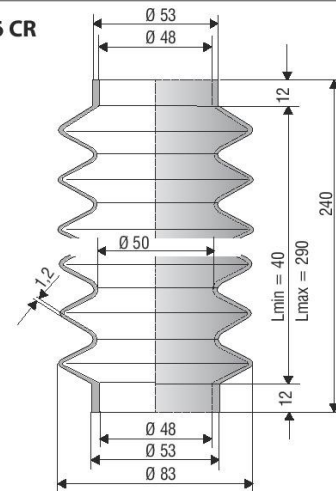
F 1030 NBR



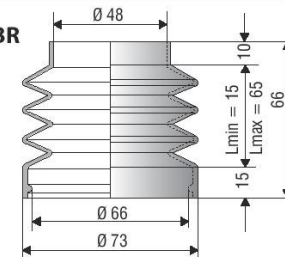
F 1173 NBR



F 2116 CR



F 1025 NBR

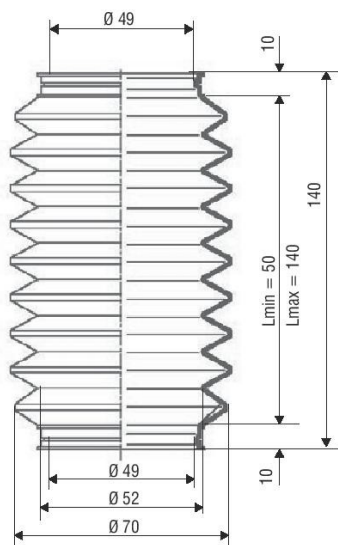


TECHNICKÉ VÝKRESY

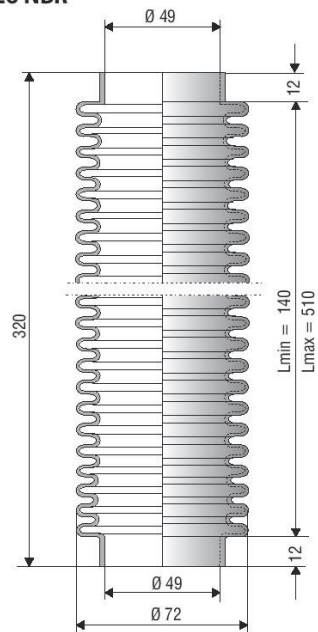
TECHNICAL DRAWING

Ø 49 - 50 mm

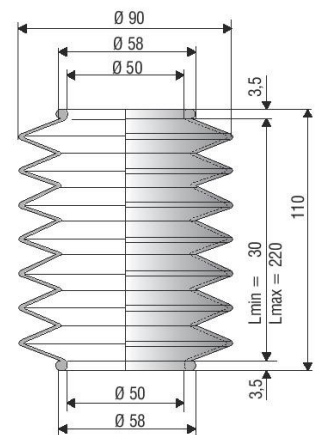
F 3071 T



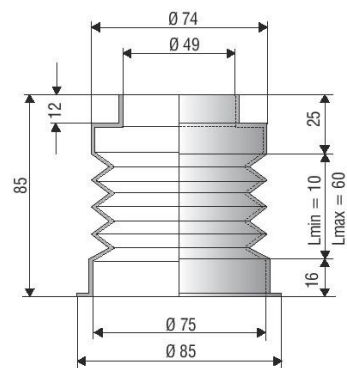
F 1126 NBR



F 1525 NBR



F 1160 NBR

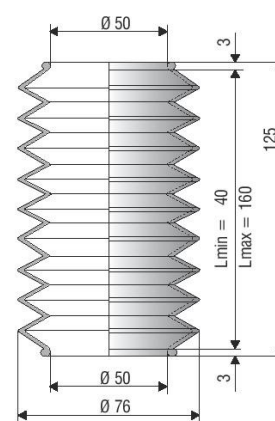


TECHNICKÉ VÝKRESY

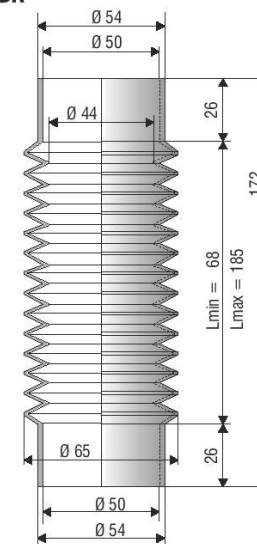
TECHNICAL DRAWING

Ø 50 mm

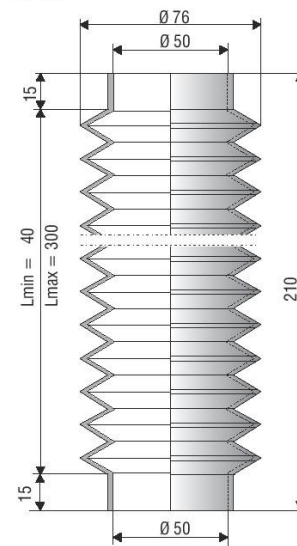
F 1205 NBR



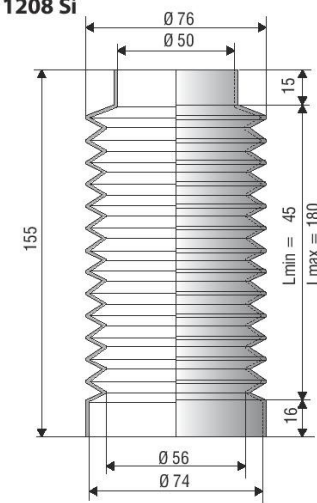
F 1112 NBR



F 1141 NBR



F 1208 Si

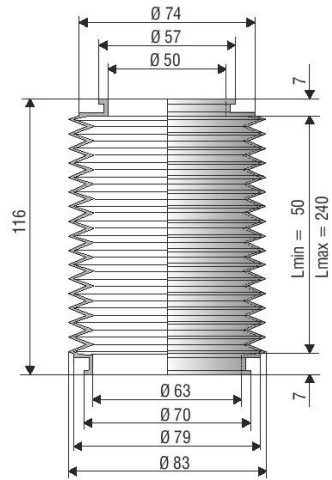


TECHNICKÉ VÝKRESY

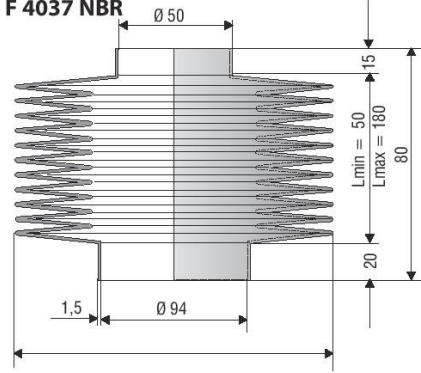
TECHNICAL DRAWING

Ø 50 - 51 mm

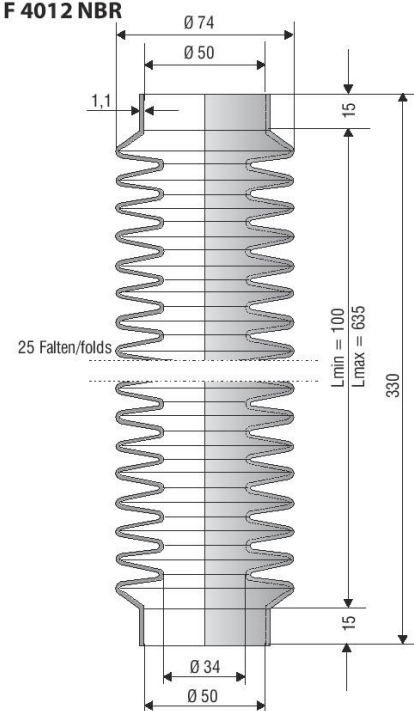
F 1055 NBR



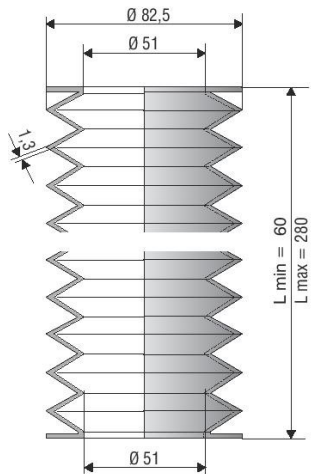
F 4037 NBR



F 4012 NBR



F 1245 NBR

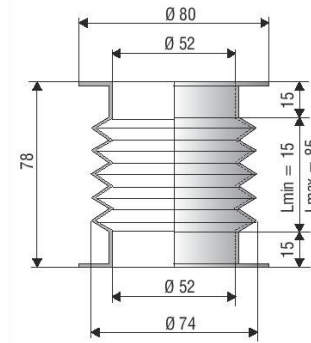


TECHNICKÉ VÝKRESY

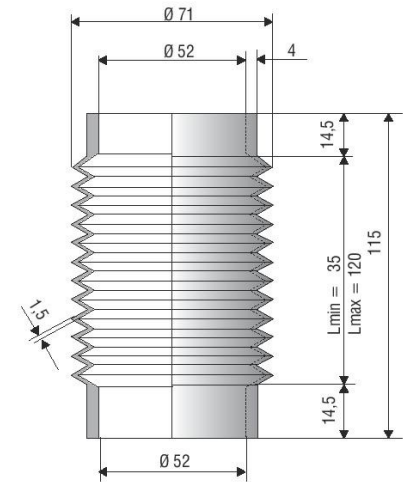
TECHNICAL DRAWING

Ø 52 mm

F 1191 NBR



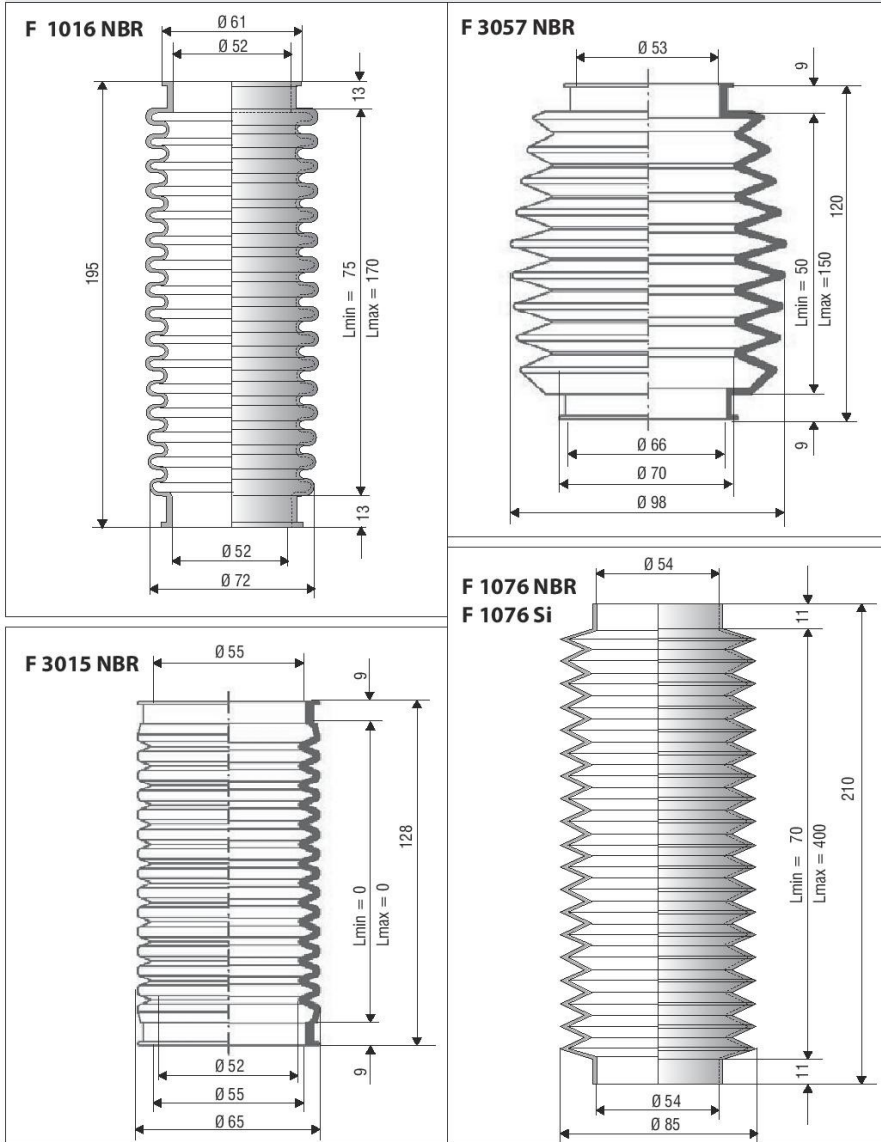
F 2015 NBR



TECHNICKÉ VÝKRESY

TECHNICAL DRAWING

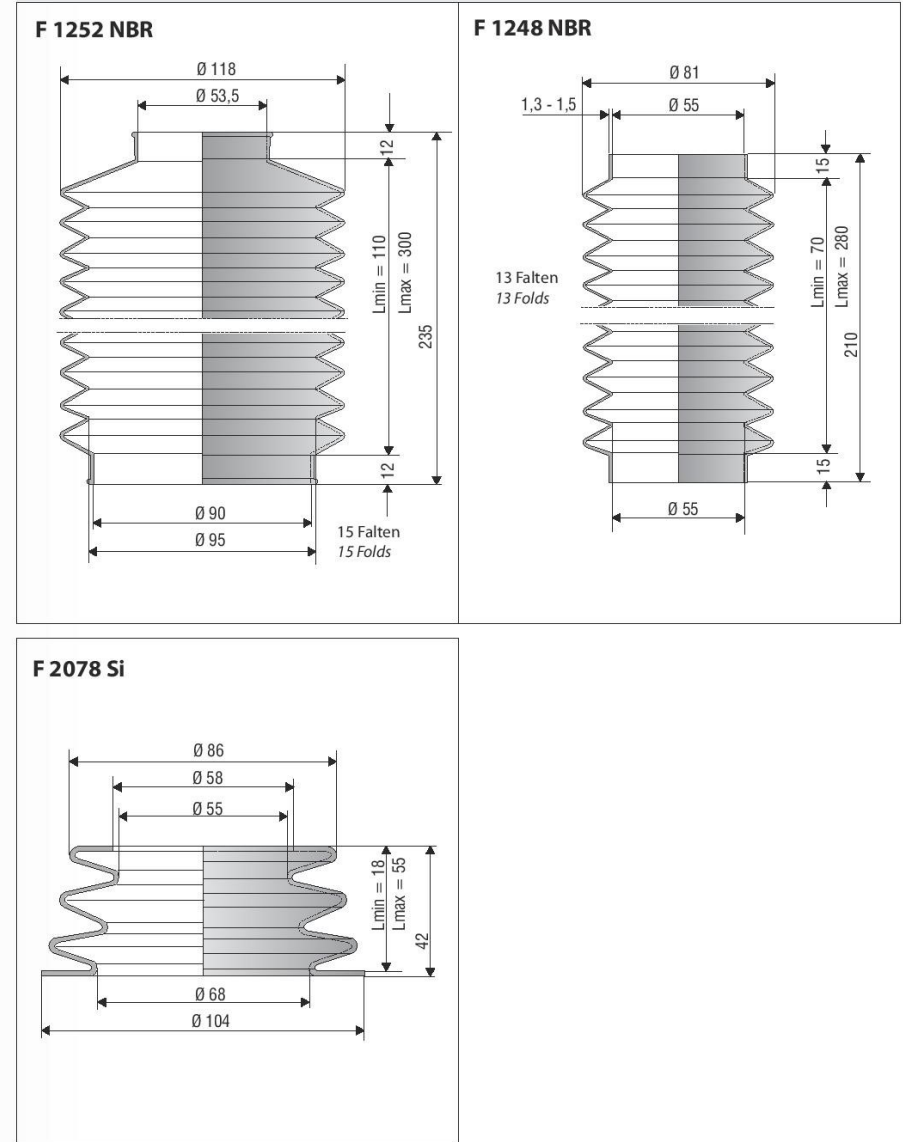
Ø 52 - 55 mm



TECHNICKÉ VÝKRESY

TECHNICAL DRAWING

Ø 53,5 - 55 mm

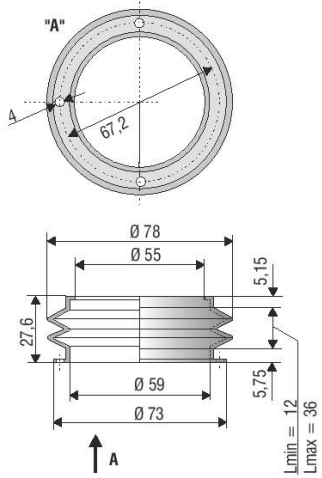


TECHNICKÉ VÝKRESY

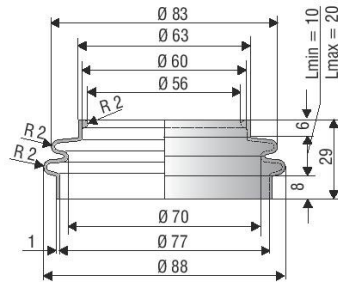
TECHNICAL DRAWING

Ø 55 - 56 mm

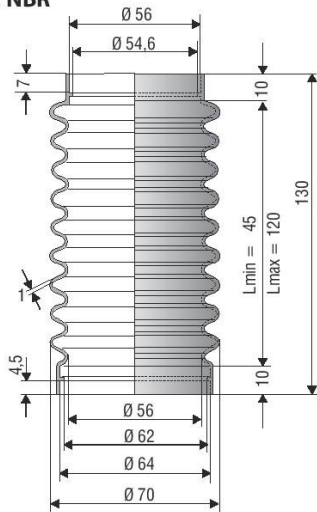
F 2031 Si-spez.



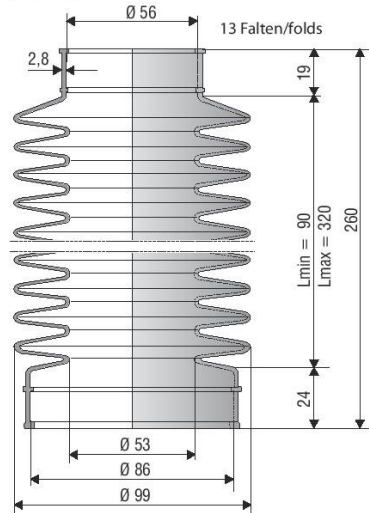
F 2139 Si-spez. (rot/red)



F 1182 NBR



F 4010 NBR

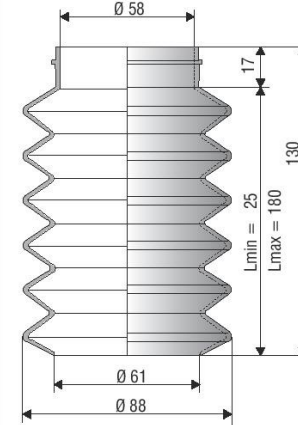


TECHNICKÉ VÝKRESY

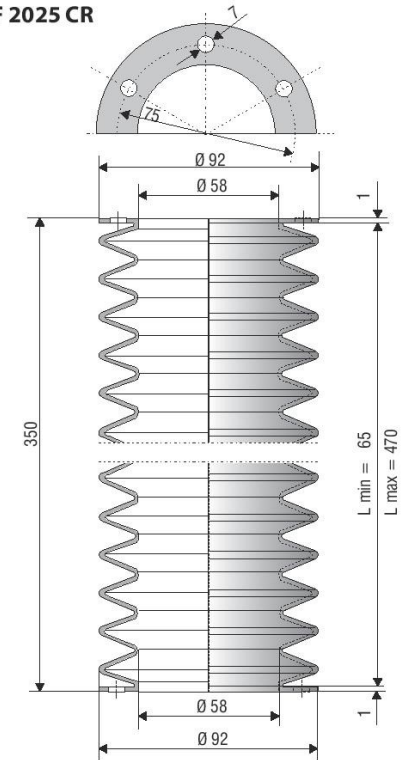
TECHNICAL DRAWING

Ø 58 mm

F 1021 NBR



F 2025 CR

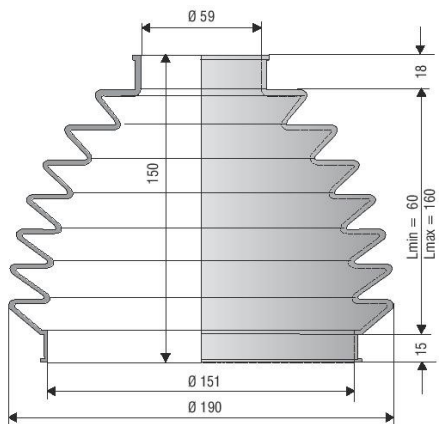


TECHNICKÉ VÝKRESY

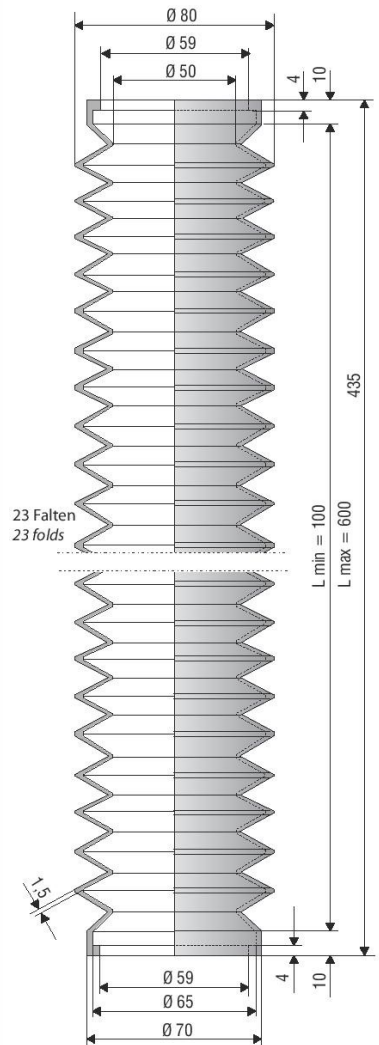
TECHNICAL DRAWING

Ø 59 - 60 mm

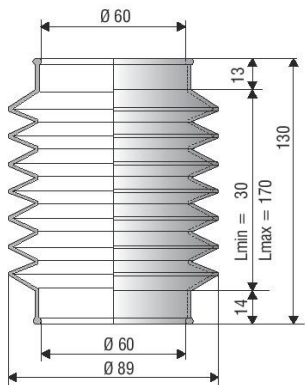
F 4009 NBR



F 2053 NBR



F 1027 NBR

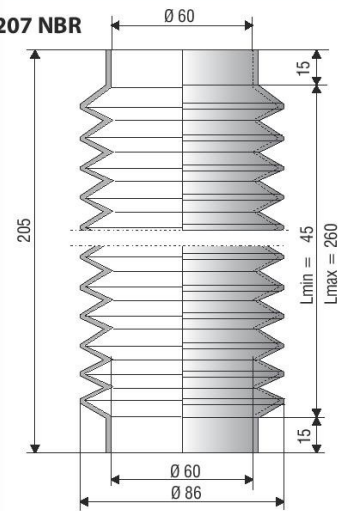


TECHNICKÉ VÝKRESY

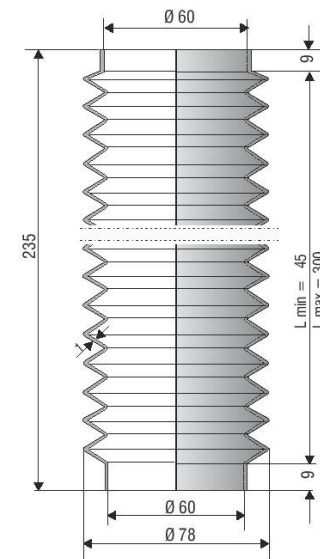
TECHNICAL DRAWING

Ø 57 - 60 mm

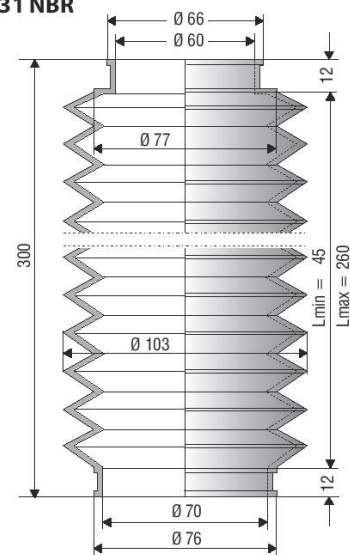
F 1207 NBR



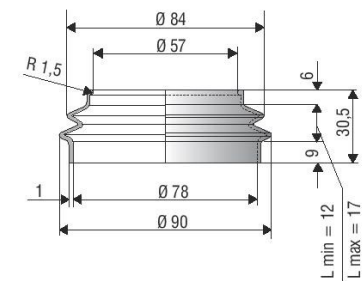
F 2001 Si (rot/red)
F 2001 NBR
F 2001 EPDM



F 1031 NBR



F 2005 Si (rot/red)

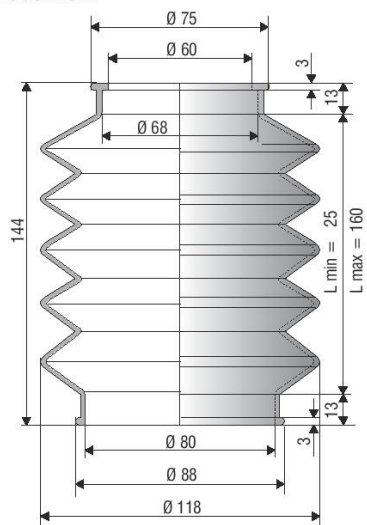


TECHNICKÉ VÝKRESY

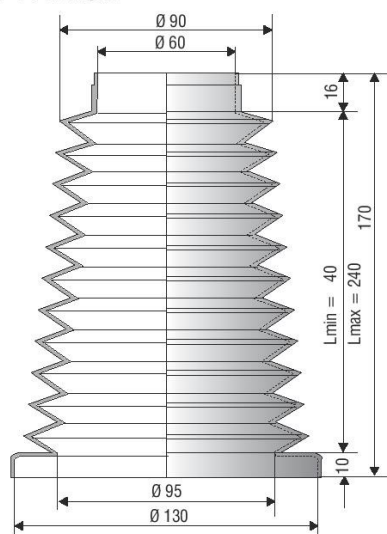
TECHNICAL DRAWING

Ø 60 - 62 mm

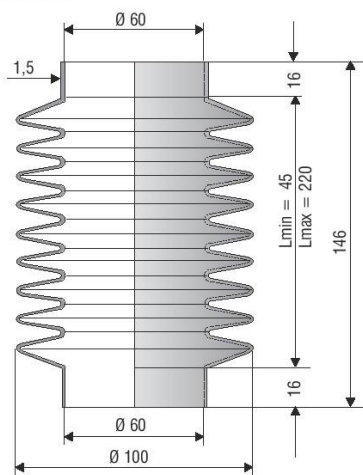
F 2003 NBR



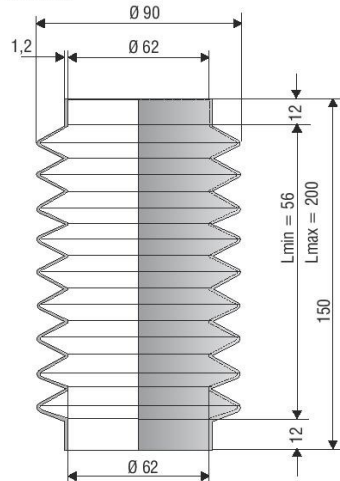
F 1147 NBR



F 4008 NBR



F 1244 NBR

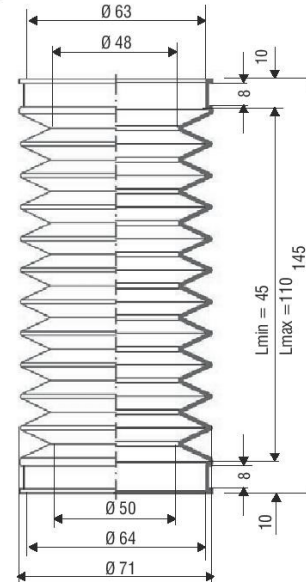


TECHNICKÉ VÝKRESY

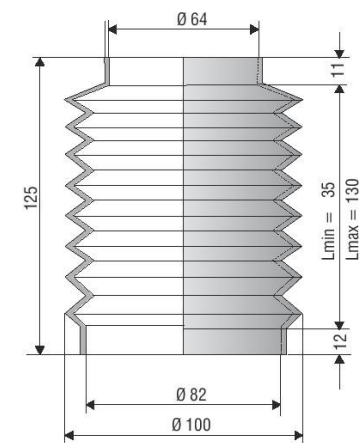
TECHNICAL DRAWING

Ø 63 - 64 mm

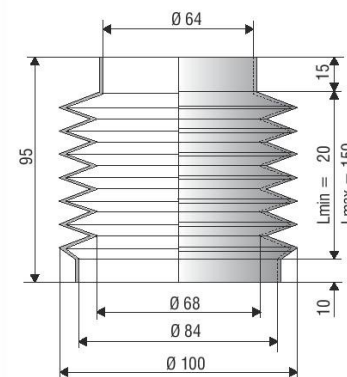
F 3068 T



F 1239 NBR



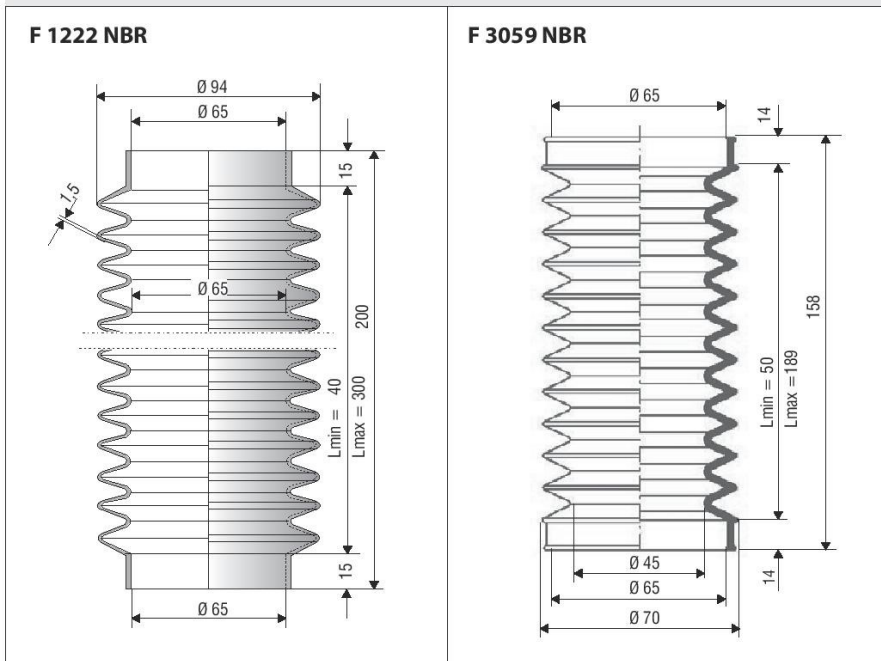
F 1159 NBR



TECHNICKÉ VÝKRESY

TECHNICAL DRAWING

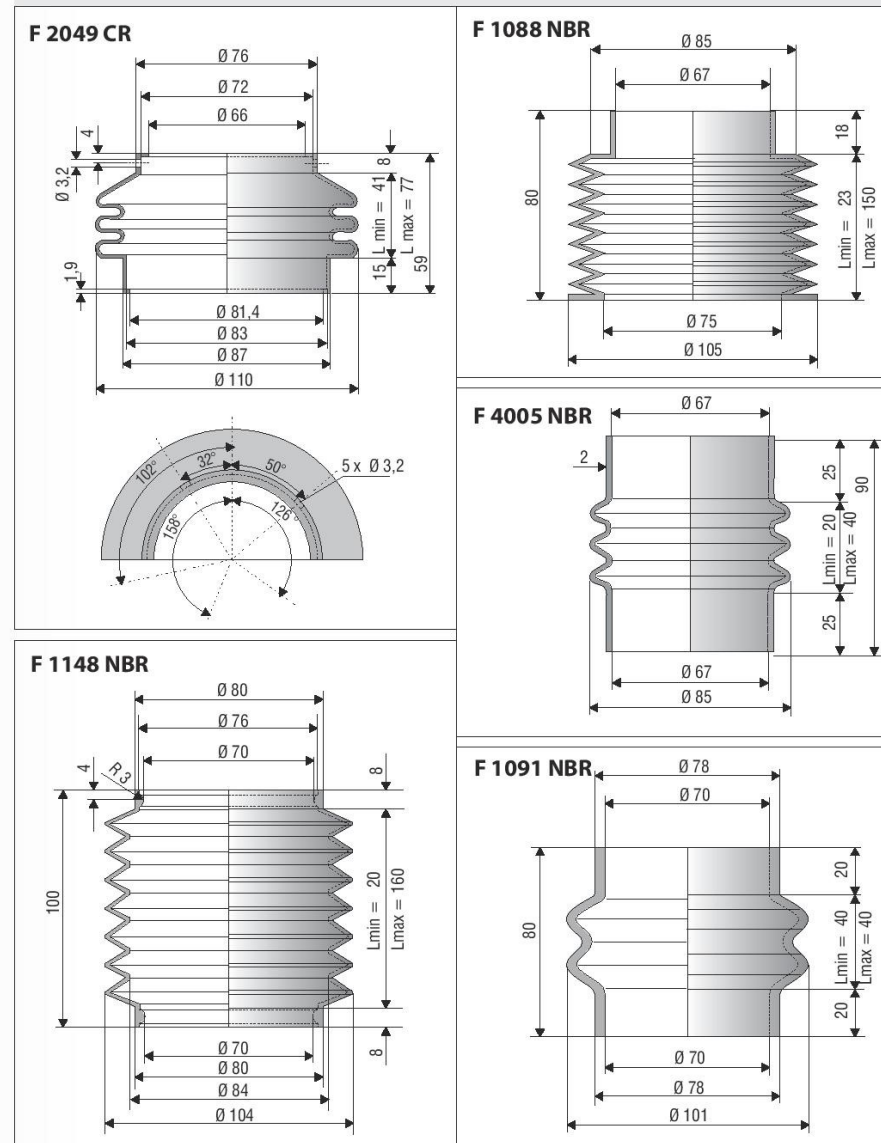
Ø 65 mm



TECHNICKÉ VÝKRESY

TECHNICAL DRAWING

Ø 66 - 70 mm

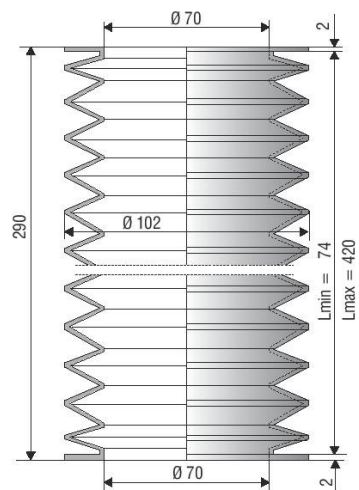


TECHNICKÉ VÝKRESY

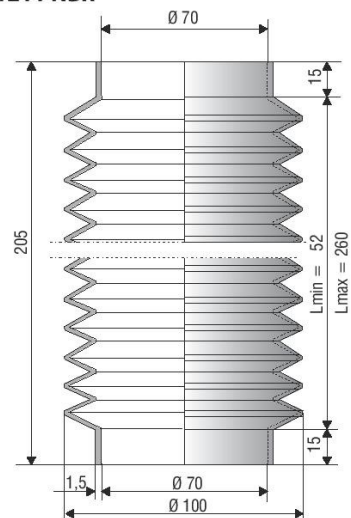
TECHNICAL DRAWING

Ø 70 mm

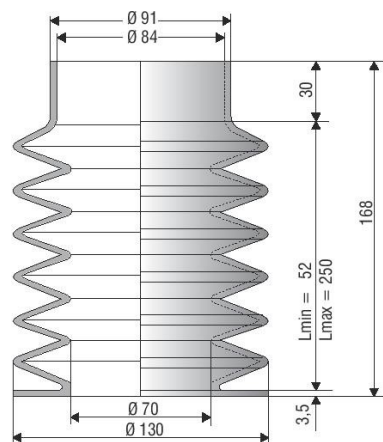
F 1186 NBR



F 1211 NBR



F 1528 NBR

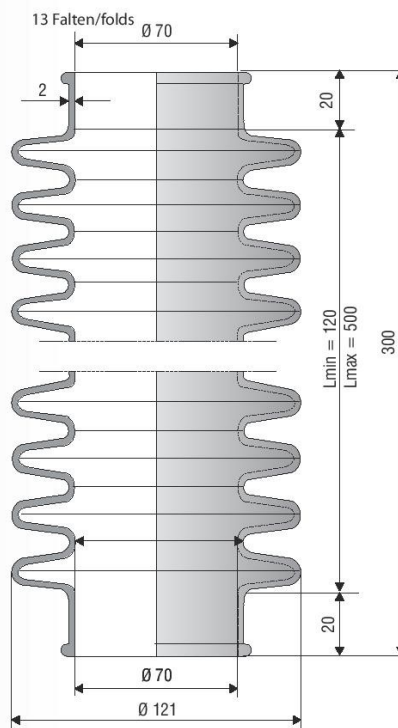


TECHNICKÉ VÝKRESY

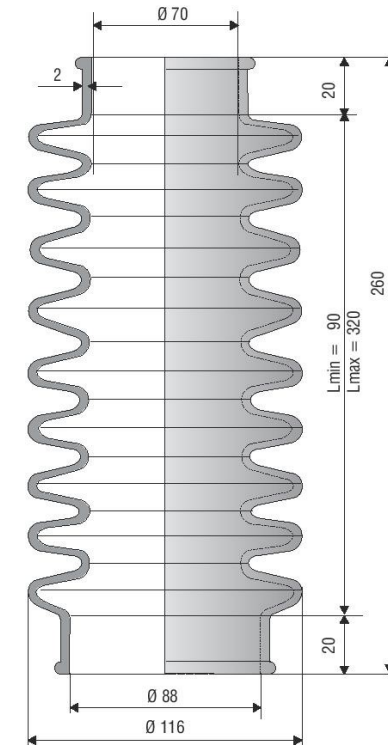
TECHNICAL DRAWING

Ø 70 mm

F 4003 NBR



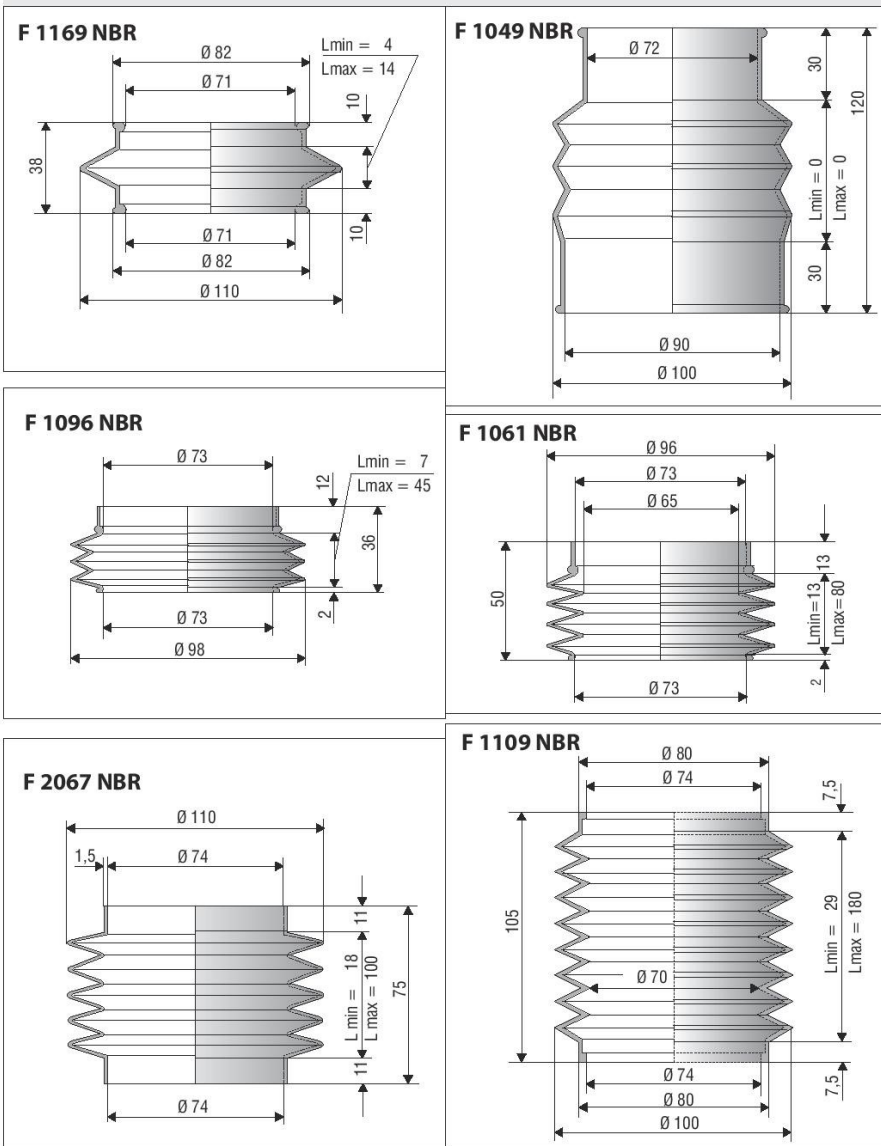
F 4004 NBR



TECHNICKÉ VÝKRESY

TECHNICAL DRAWING

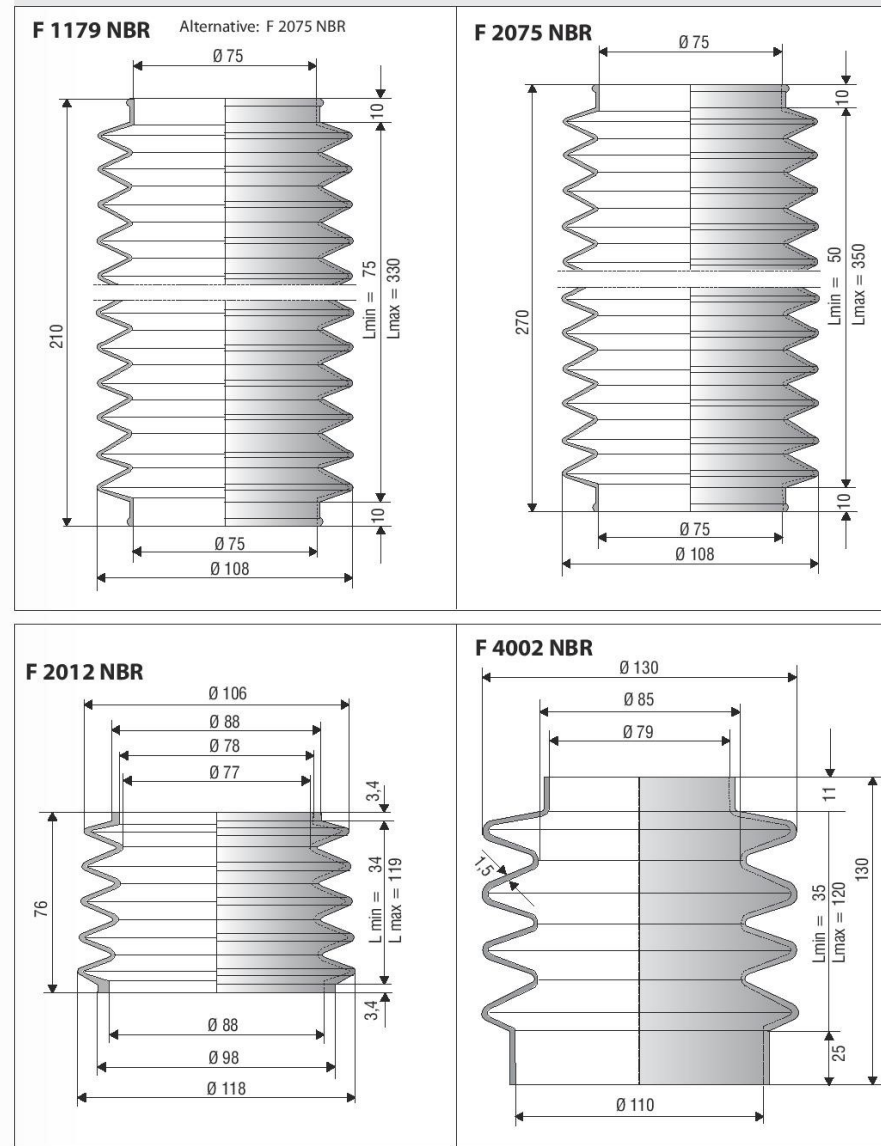
Ø 71 - 74 mm



TECHNICKÉ VÝKRESY

TECHNICAL DRAWING

Ø 75 - 79 mm

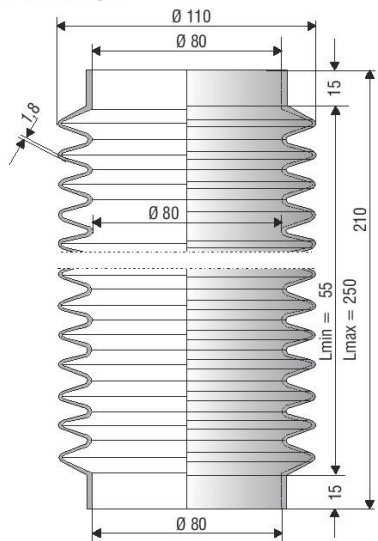


TECHNICKÉ VÝKRESY

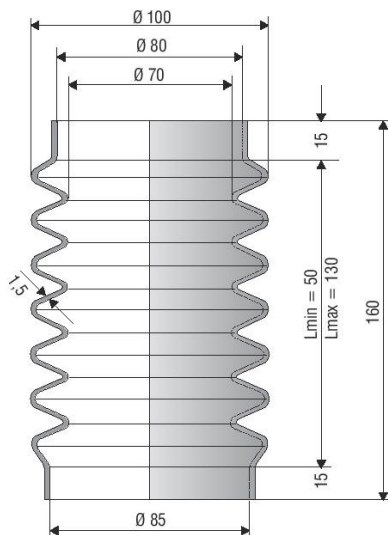
TECHNICAL DRAWING

Ø 80 mm

F 1224 NBR



F 4001 NBR

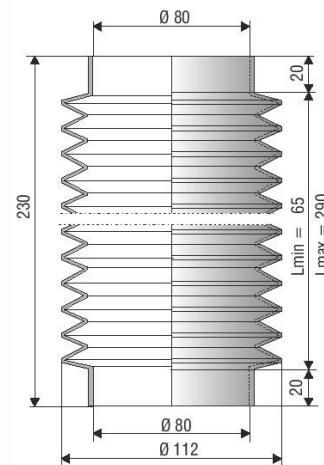


TECHNICKÉ VÝKRESY

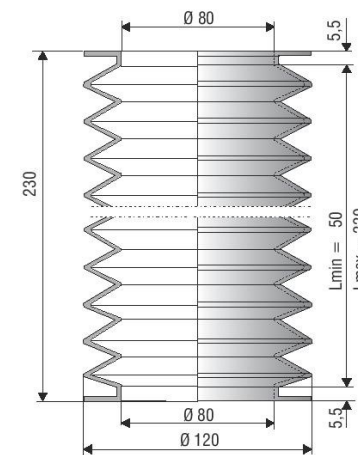
TECHNICAL DRAWING

Ø 80 mm

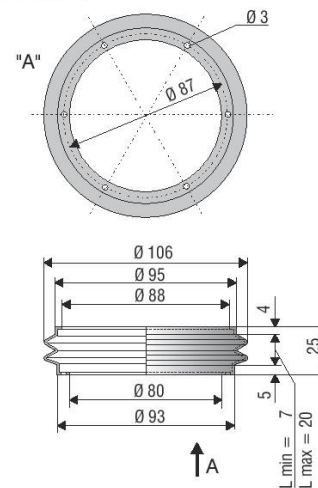
F 1164 NBR



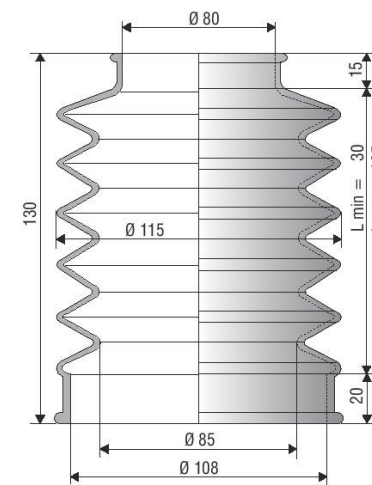
F 1197 NBR



F 2034 CR
F 2034 Si-spez.



F 2008 NBR

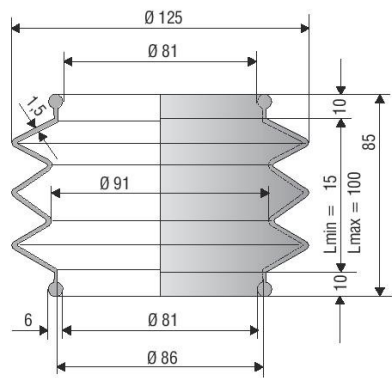


TECHNICKÉ VÝKRESY

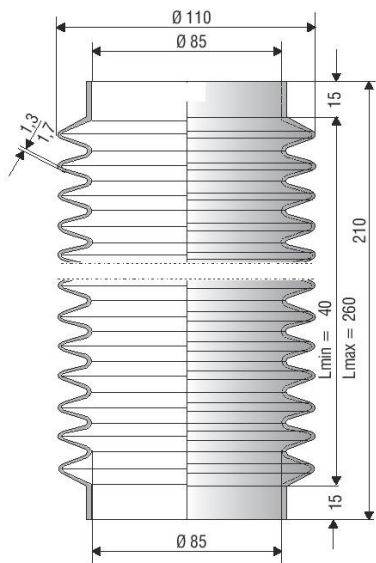
TECHNICAL DRAWING

Ø 81 - 85 mm

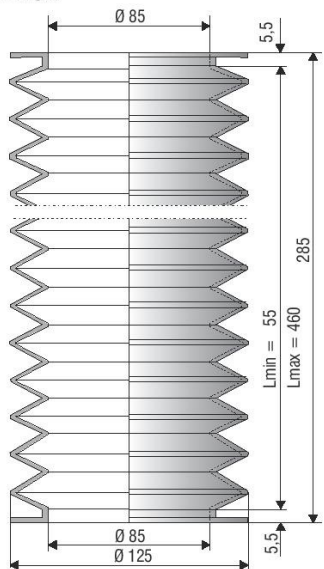
F 1225 NBR



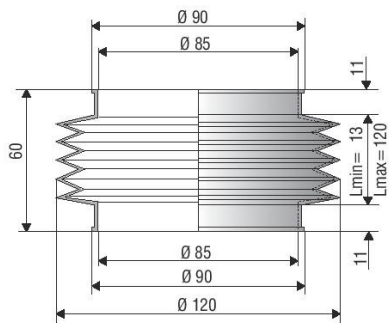
F 1221 NBR



F 1201 NBR



F 1118 NBR

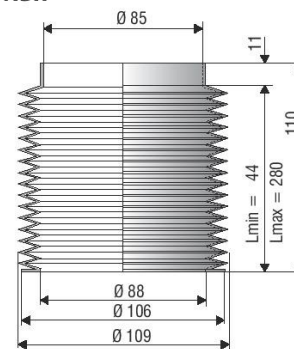


TECHNICKÉ VÝKRESY

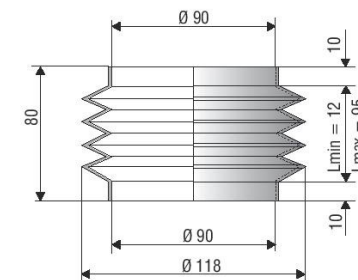
TECHNICAL DRAWING

Ø 85 - 92 mm

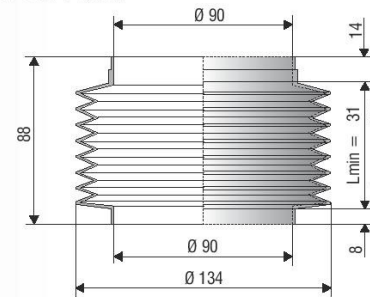
F 1094 NBR



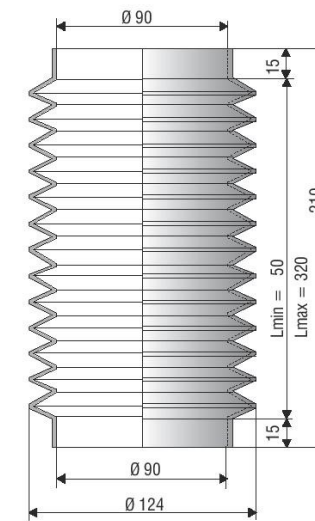
**F 1090 NBR
F 1090 Si**



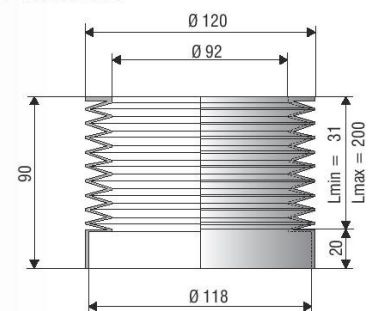
F 1071 NBR



F 1217 NBR



F 1089 NBR

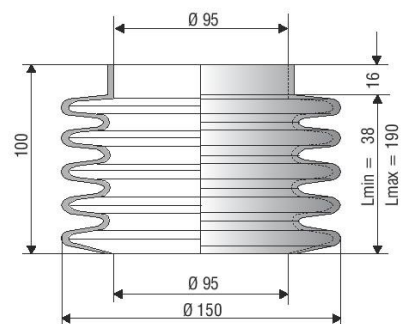


TECHNICKÉ VÝKRESY

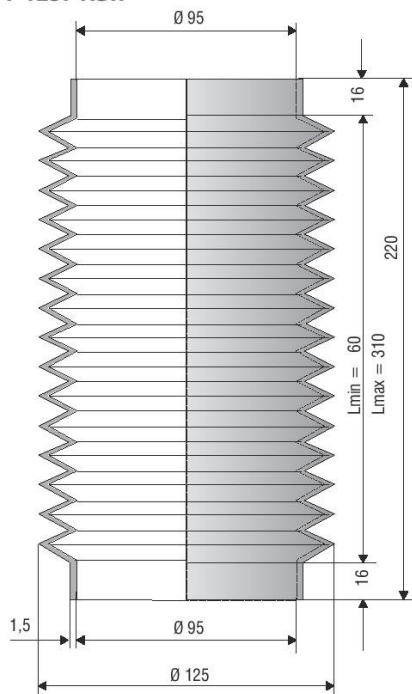
TECHNICAL DRAWING

Ø 95 - 100 mm

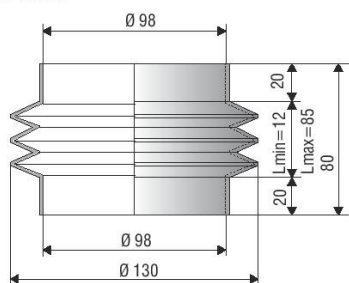
F 1070 NBR



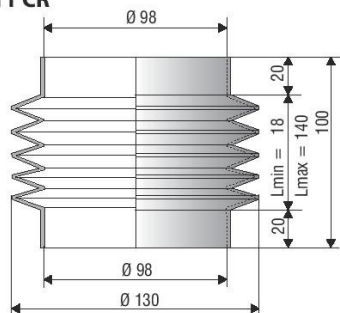
F 1237 NBR



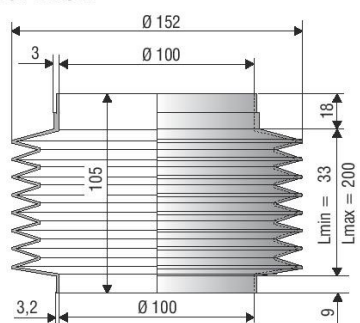
F 1113 NBR



**F 1111 NBR
F 1111 CR**



F 1074 NBR

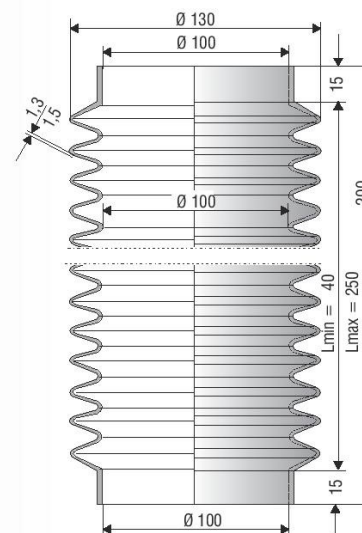


TECHNICKÉ VÝKRESY

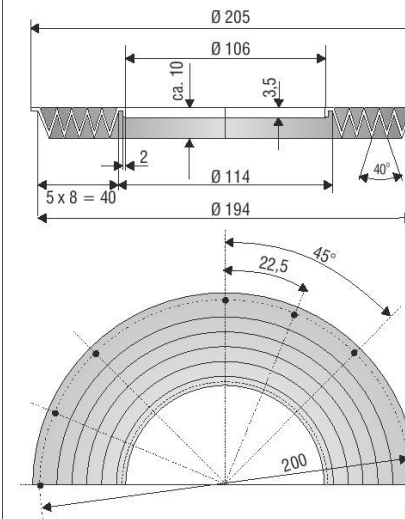
TECHNICAL DRAWING

Ø 100 - 106 mm

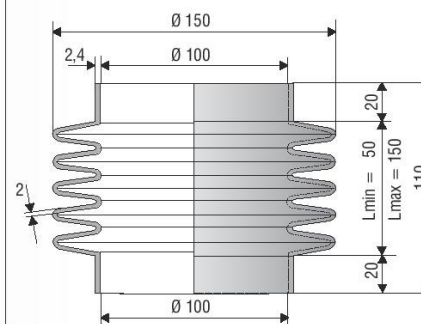
F 1218 NBR



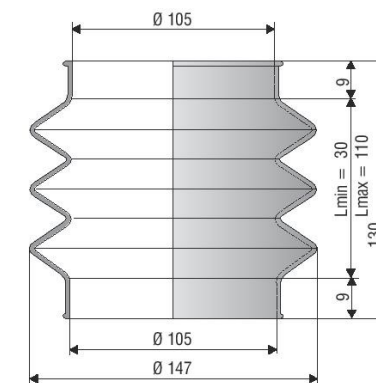
F 2016 Si-spez. grau/grey, gris



F 2224 EPDM



F 4056 NBR

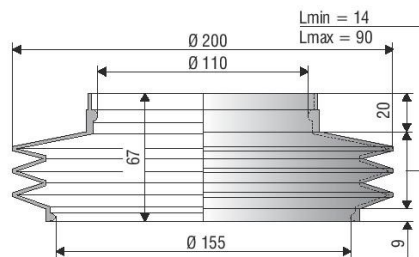


TECHNICKÉ VÝKRESY

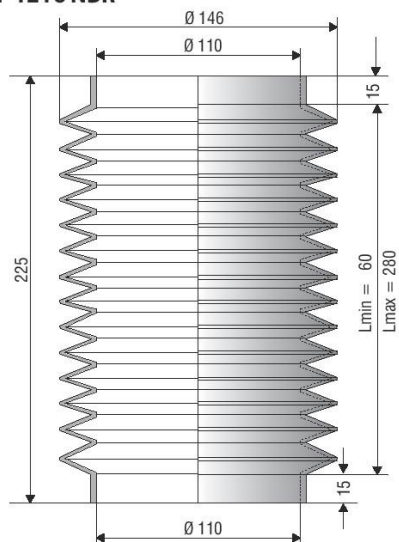
TECHNICAL DRAWING

Ø 110 mm

F 1085 NBR



F 1216 NBR

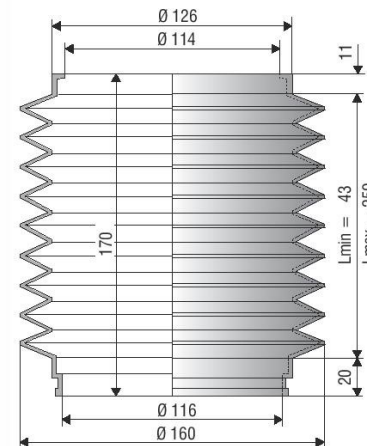


TECHNICKÉ VÝKRESY

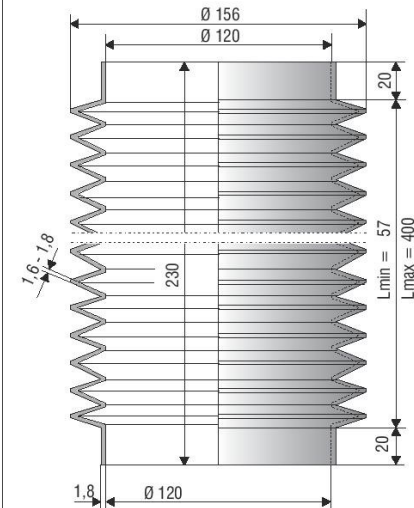
TECHNICAL DRAWING

Ø 114 - 130 mm

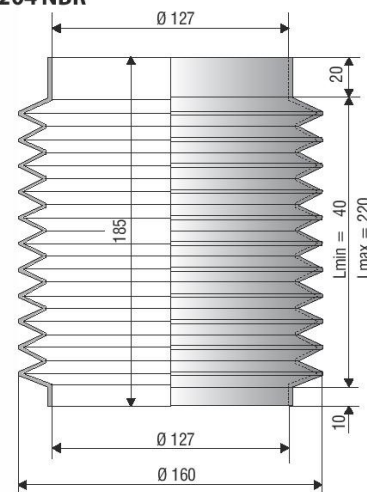
F 1068 NBR



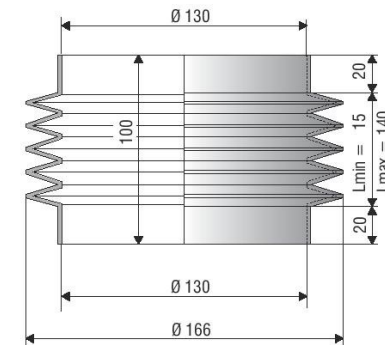
F 1172 NBR



F 1204 NBR



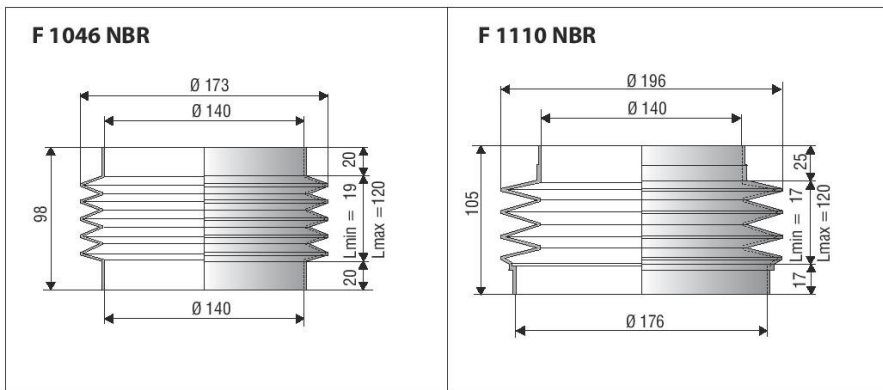
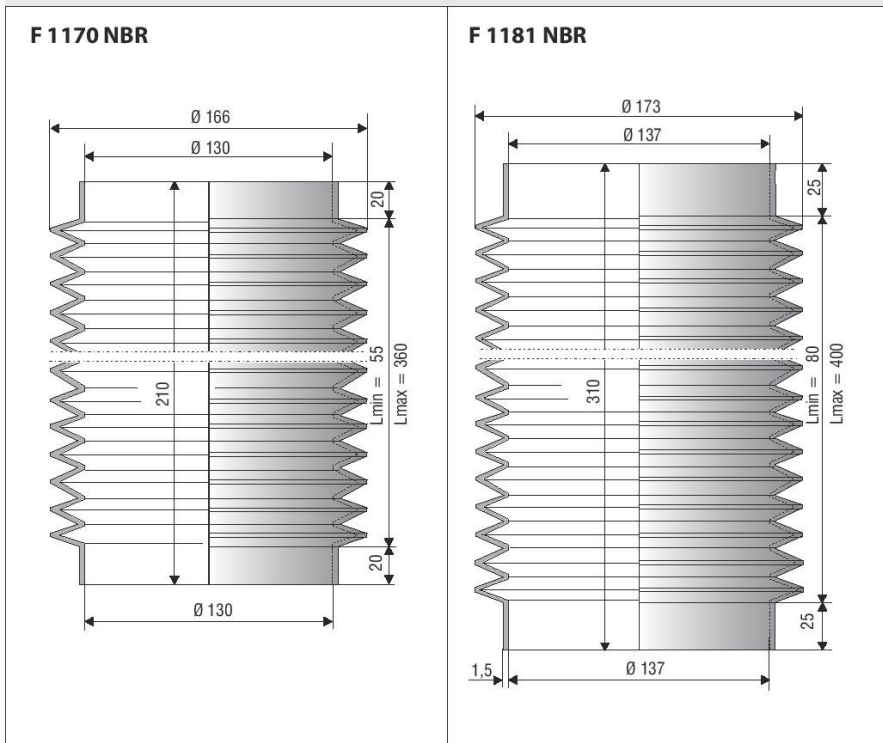
F 1203 NBR



TECHNICKÉ VÝKRESY

TECHNICAL DRAWING

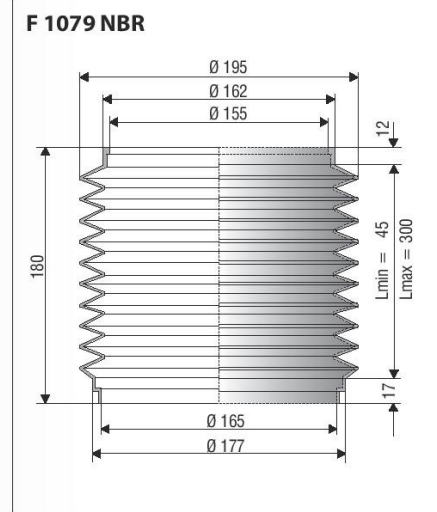
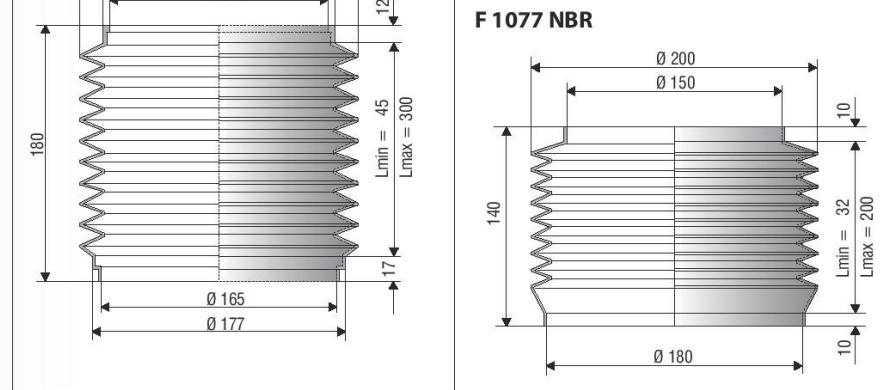
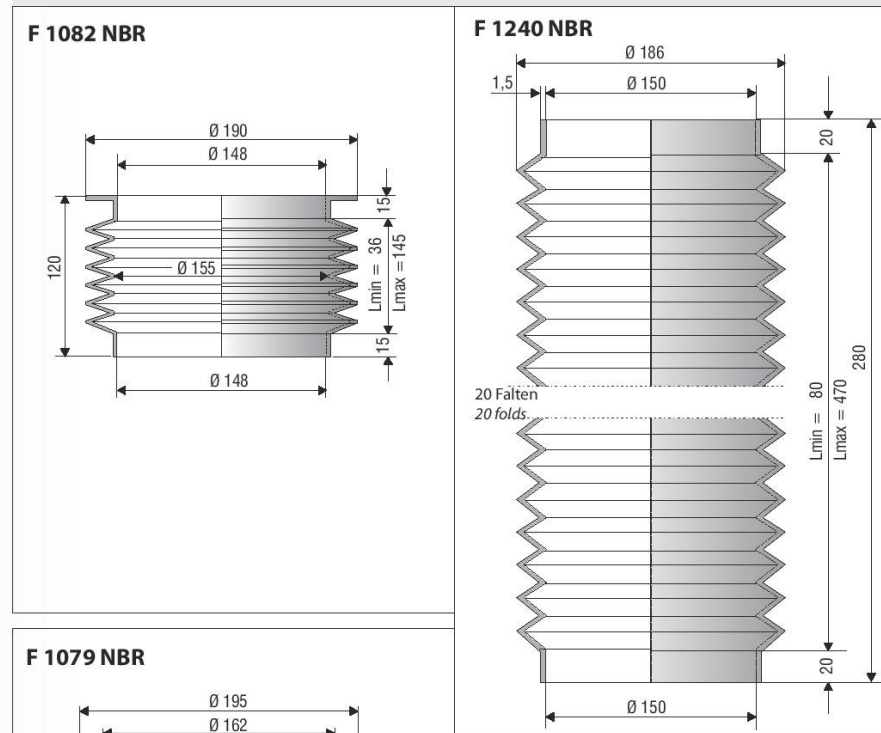
Ø 130 - 140 mm



TECHNICKÉ VÝKRESY

TECHNICAL DRAWING

Ø 148 - 155 mm

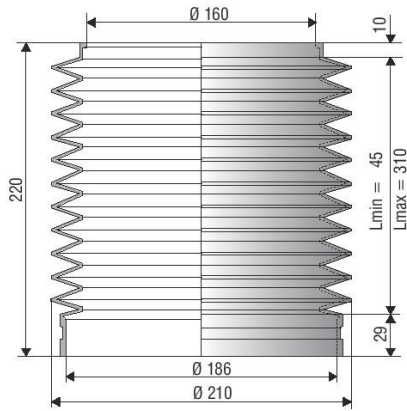


TECHNICKÉ VÝKRESY

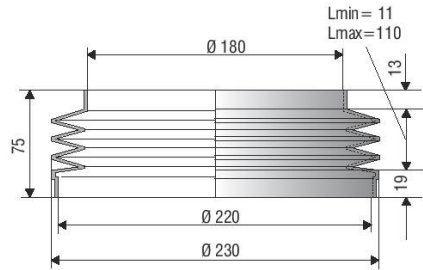
TECHNICAL DRAWING

Ø 160 - 210 mm

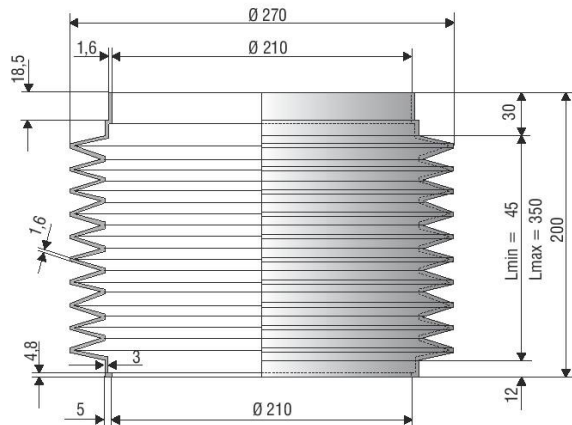
F 1066 NBR



F 1122 NBR



F 1067 NBR

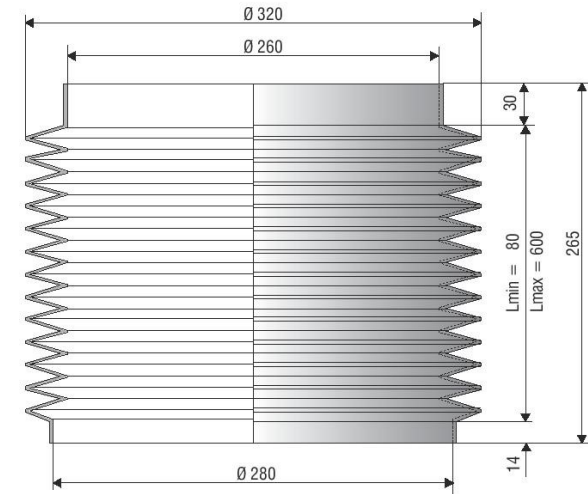


TECHNICKÉ VÝKRESY

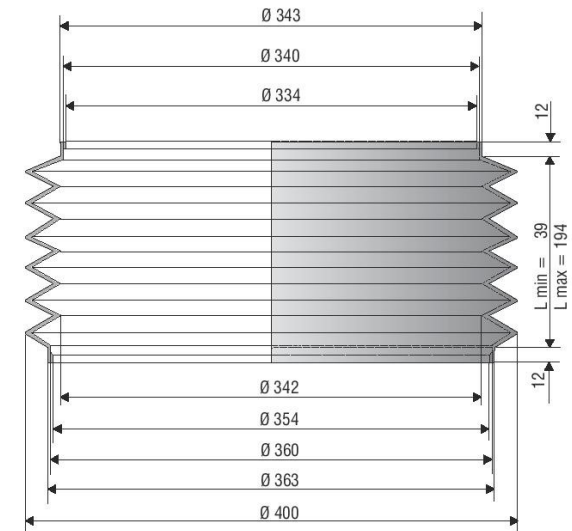
TECHNICAL DRAWING

Ø 260 - 334 mm

F 1069 NBR



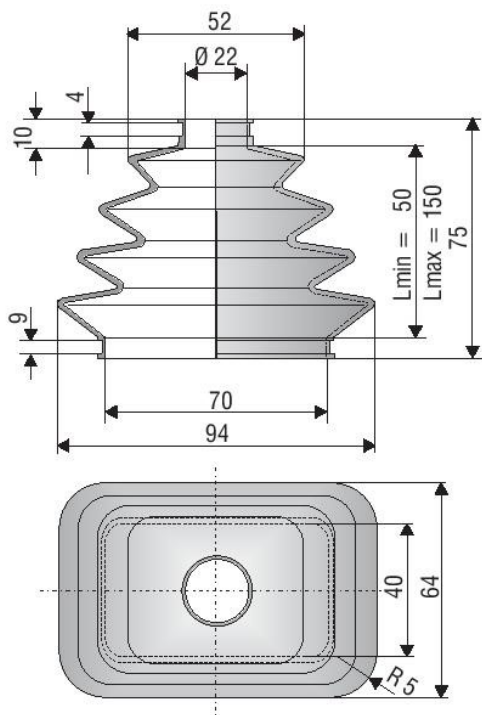
F 2085 EPDM



TECHNICKÉ
VÝKRESYTECHNICAL
DRAWING

SPECIAL

F 2106 Si



F 1529 NBR

